



Professional Lighting & Cord Solutions

Industrial • Automotive • Manufacturing • Construction • Contractor



Innovation By
BAYCO

TABLE OF CONTENTS • NIGHTSTICK

8 Mini-TAC



12 Tactical



34 Duty/Personal Size



44 Full-Size



50 Multi-Purpose



60 Headlamps



66 Intrinsically Safe



76 Safety Lights



TABLE OF CONTENTS • LIGHTING & CORD SOLUTIONS



LED Lights 98

Fluorescent Lights 102

Halogen Lights 107

Incandescent Lights 110

Cord Management & Reels 114

Extension Cords 116

Light Bulb Changers 118

Replacement Parts 120

NIGHTSTICK FLASHLIGHTS FOR PROFESSIONALS
Life Depends on Light™

Mini-TAC - Metal



MT-100 MT-110 MT-120 MT-130
Non-Rechargeable • Page XX

Mini-TAC Pro - Metal



MT-200 MT-210 MT-220 MT-230
Non-Rechargeable • Page XX

Tactical - Polymer



FDL-300R TAC-300B TAC-300T TAC-300Y
Non-Rechargeable • Page XX

Tactical - Polymer



TAC-400B TAC-400T TAC-400Y TAC-500B TAC-500T TAC-500Y
Rechargeable • Page XX

PRODUCT OVERVIEW

Tactical - Metal



TAC-350B

Non-Rechargeable
Page XX

TAC-450B

TAC-550B

Rechargeable
Page XX

Tactical - Xtreme Lumens - Metal



TAC-360XL

Non-Rechargeable
Page XX

TAC-460XL

Rechargeable
Page XX

TAC-540XL

Non-Rechargeable
Page XX

TAC-560XL

Rechargeable
Page XX

Duty/Personal-Size - Polymer



NSR-9512B

Rechargeable • Page XX

NSR-9512Y

NSR-9514B

NSR-9920XL

Rechargeable • Page XX

NSR-9924XL

Duty/Personal-Size - Metal



NSR-9612B

Rechargeable • Page XX

NSR-9614B

NSR-9944XL

Rechargeable • Page XX

Full - Size - Metal



NSR-9712B

NSR-9744XL

Rechargeable • Page XX

NSR-9746B

PRODUCT OVERVIEW

Multi - Purpose - Polymer



NSP-1400B



NSP-1400R



NSP-1400T

Dual-Light • Page XX



NSP-1402B



NSP-1404B



NSR-2422B



NSR-2422R

Dual-Light • Page XX

Multi - Purpose - Polymer



NSP-1206B



NSP-1206R

Dual-Light • Page XX



NSP-1224B



NSP-1224R



NSP-1260

Dual-Light • Page XX



NSR-2166R



NSR-2166B

Work-Light • Page XX

Headlamps



NSP-4602B

Dual-Light • Page XX



NSP-4604B

Dual-Light • Page XX



NSP-4608B

Multi-Function • Page XX



NSP-4610B

Multi-Function • Page XX



NSP-4612B

Multi-Function • Page XX

PRODUCT OVERVIEW

Intrinsically Safe - Flashlights



XPP-5410B **XPP-5412G**
Flashlight • Page XX



XPP-5420G **XPP-5420B**
Flashlight • Page XX



XPP-5422G **XPP-5422B**
Flashlight/Floodlight • Page XX

Intrinsically Safe - Headlamps



XPP-5450G
Dual-Function • Page XX



XPP-5452G
Dual-Function • Page XX



XPP-5456G
Multi-Function • Page XX



XPP-5458G
Multi-Function • Page XX

Safety Lights



NSP-1166 to 1180
Safety Light/Flashlight • Page XX

MT 100 Series

Mini-TAC – Metal

**Mini-TAC
Non-Rechargeable**




These non-rechargeable Mini-TAC lights each use a CREE® LED and have a deep parabolic reflector creating a tight, long throw beam for distance illumination. With a water resistant design, each light is constructed from aircraft-grade 6061-T6 aluminum with a Type 2 hard anodized finish. The tail-switch on each light provides momentary or constant-on functionality. The MT-100, 110 and 120 each come with a removable pocket clip, while the MT-130, with its gooseneck design, comes with a removable clip-on magnet for hands-free use. The MT-110, 120 and 130 also include a removable wrist lanyard. The MT-100 is powered by two AAA batteries. The MT-110 uses a single AA. And both the MT-120 and 130 use two AA batteries. In all cases, the batteries are included.

Flashlight



140 Lumens

- ◆ Momentary or constant-on
- ◆ Aircraft-grade 6061-T6 aluminum housing
- ◆ Small light-weight design



MT-120



MT-100

MT-110

MT-130



Mini-TAC – Metal

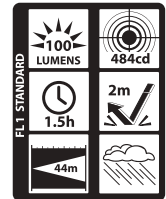
MT 100 Series

FEATURES: ALL MODELS

- ◆ Cree® LED technology – 50,000 + hours LED life
- ◆ Momentary or constant-on flashlight
- ◆ Sharp focused flashlight beam
- ◆ Aircraft-grade 6061-T6 aluminum
- ◆ Type 2 hard anodized finish
- ◆ Non-slip grip
- ◆ Water resistant
- ◆ Impact & chemical resistant
- ◆ Powered by: 2 AAA (MT-100), 1 AA (MT-110), 2 AA (MT-120/130)
- ◆ Limited Lifetime Warranty*

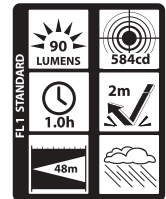
MT-100 SPECIFICATIONS

- ◆ Lumens: 100
- ◆ Run-time: 1.5 hours
- ◆ Beam distance: 44 meters
- ◆ IP-X4 water resistant
- ◆ Drop rating: 2 meters
- ◆ Length: 5.4in, diameter: 0.6in, weight: .8oz



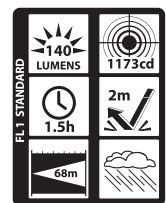
MT-110 SPECIFICATIONS

- ◆ Lumens: 90
- ◆ Run-time: 1 hours
- ◆ Beam distance: 48 meters
- ◆ IP-X4 water resistant
- ◆ Drop rating: 2 meters
- ◆ Length: 3.9in, diameter: 0.9in, weight: 1.5oz



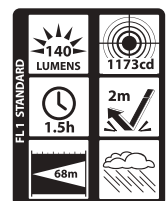
MT-120 SPECIFICATIONS

- ◆ Lumens: 140
- ◆ Run-time: 1.5 hours
- ◆ Beam distance: 68 meters
- ◆ IP-X4 water resistant
- ◆ Drop rating: 2 meters
- ◆ Length: 5.6in, diameter: 0.9in, weight: 2.3oz



MT-130 SPECIFICATIONS

- ◆ Lumens: 140
- ◆ Run-time: 1.5 hours
- ◆ Beam distance: 68 meters
- ◆ IP-X4 water resistant
- ◆ Drop rating: 2 meters
- ◆ Handle length: 5.6in, overall length: 15.6in, diameter: 0.9in, weight: 5.2oz (without magnetic base)



Magnetic base (MT-130)

Handheld

High-efficiency deep parabolic reflector

Large textured tail-switch

INCLUDED

- ◆ Flashlight
- ◆ Removable pocket clip (MT-100, 110 & 120)
- ◆ Removable wrist lanyard (MT-110, 120 & 130)
- ◆ Hands-free magnet (MT-130)
- ◆ Battery(ies)

| MODEL | Description |
|--------|---|
| MT-100 | Non-rechargeable mini tactical flashlight with 2 AAA batteries, and removable pocket clip |
| MT-110 | Non-rechargeable mini tactical flashlight with 1 AA battery, removable pocket clip and removable wrist lanyard |
| MT-120 | Non-rechargeable mini tactical flashlight with 2 AA batteries, removable pocket clip and removable wrist lanyard |
| MT-130 | Non-rechargeable mini tactical gooseneck flashlight with 2 AA batteries, clip-on magnet and removable wrist lanyard |

Mini-TAC Pro Non-Rechargeable



These non-rechargeable Mini-TAC Pro lights each use a CREE® LED and have a deep parabolic reflector creating a tight, long throw beam for distance illumination. With a waterproof design, each light is constructed from aircraft-grade 6061-T6 aluminum with a Type 3 hard anodized finish. The tail-switch on the MT-200, 210 and 220 provides momentary or constant-on functionality, a set of user-selectable high, medium or low-brightness settings as well as a disorienting strobe. The MT-230, specifically design for EMS, has momentary or constant-on functionality and 3 user-selectable brightness modes as well, but starts off in low and cycles up through the medium and high settings. All 4 lights come with a removable pocket clip. The MT-200 is powered by a two AAA batteries. The MT-210 and 230 each use a single AA. And the MT-220 uses two AA batteries. In all cases, the batteries are included.



MT-220

200 Lumens

- ◆ Momentary or constant-on, plus 3 user-selectable brightness settings plus strobe (no strobe on MT-230)
- ◆ Aircraft-grade 6061-T6 aluminum housing
- ◆ Small light-weight design



MT-200



MT-210



MT-230



Mini-TAC Pro – Metal

MT200 Series

FEATURES: ALL MODELS

- ◆ CREE® LED technology – 50,000 + hours LED life
- ◆ Momentary or constant-on flashlight plus 3 brightness levels & strobe (no strobe on MT-230)
- ◆ Sharp focused flashlight beam
- ◆ Aircraft-grade 6061-T6 aluminum
- ◆ Type 3 hard anodized finish
- ◆ Non-slip grip
- ◆ Waterproof
- ◆ Impact & chemical resistant
- ◆ Powered by: 2 AAA (MT-200), 1 AA (MT-210/230), 2 AA (MT-220)
- ◆ Limited Lifetime Warranty*



Handheld

High-efficiency deep parabolic reflector

Large textured tail-switch

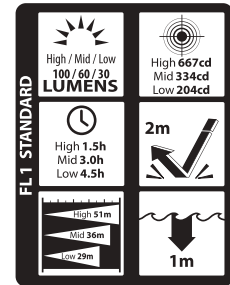
INCLUDED

- ◆ Flashlight
- ◆ Removable pocket clip
- ◆ Battery(ies)

| MODEL | Description |
|--------|---|
| MT-200 | Non-rechargeable Mini-TAC Pro flashlight with 2 AAA batteries and pocket clip |
| MT-210 | Non-rechargeable Mini-TAC Pro flashlight with 1 AA battery, and removable pocket clip |
| MT-220 | Non-rechargeable Mini-TAC Pro flashlight with 2 AA battery, and removable pocket clip |
| MT-230 | Non-rechargeable Mini-TAC Pro flashlight with 1 AA battery, and removable pocket clip |

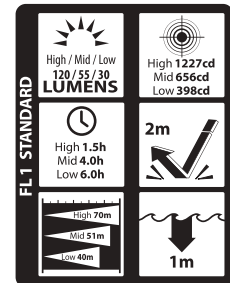
MT-200 SPECIFICATIONS

- ◆ Lumens: 100/60/30
- ◆ Run-time: 1.5/3/4.5 hours
- ◆ Beam Distance: 51/36/29 meters
- ◆ Water rating: IP-X7 waterproof
- ◆ Drop rating: 2 meters
- ◆ Length: 5.5in, head diameter: 0.7in, handle diameter: 0.6in, weight: 1.9oz



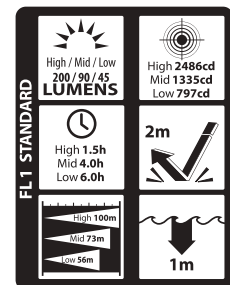
MT-210 SPECIFICATIONS

- ◆ Lumens: 120/55/30
- ◆ Run-time: 1.5/4/6 hours
- ◆ Beam Distance: 70/51/40 meters
- ◆ Water rating: IP-X7 waterproof
- ◆ Drop rating: 2 meters
- ◆ Length: 4in, head diameter: 0.9in, handle diameter: 0.6in, weight: 2.2oz



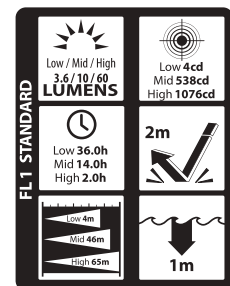
MT-220 SPECIFICATIONS

- ◆ Lumens: 200/90/45
- ◆ Run-time: 1.5/4/6 hours
- ◆ Beam Distance: 100/73/56 meters
- ◆ Water rating: IP-X7 waterproof
- ◆ Drop rating: 2 meters
- ◆ Length: 6in, head diameter: 0.9in, handle diameter: 0.6in, weight: 3.2oz



MT-230 SPECIFICATIONS

- ◆ Lumens: 3.6/10/60
- ◆ Run-time: 36/14/2 hours
- ◆ Beam Distance: 4/46/65 meters
- ◆ Water rating: IP-X7 waterproof
- ◆ Drop rating: 2 meters
- ◆ Length: 4in, head diameter: 0.9in, handle diameter: 0.6in, weight: 2.2oz



Tactical Fire Light Non-Rechargeable

This compact non-rechargeable polymer tactical fire light uses a CREE® LED rated at 180 lumens that works in conjunction with a high-efficiency deep parabolic reflector to create a usable beam rated at 190 meters. The tail-cap switch provides momentary or constant-on functionality. The 1" handle diameter allows it to be paired with most 3rd party helmet mounts for use by Fire and Emergency personnel. Power comes from a pair of included CR-123 Lithium batteries.



Flashlight



180 Lumens

- ◆ 3 Hours run-time
- ◆ Momentary or constant-on
- ◆ Beam distance rated at 190 meters
- ◆ Fits most 3rd party 1" helmet mounts
- ◆ Powered by 2 – CR-123 Lithium batteries (included)

FDL-300R



Tactical Fire Light – Polymer

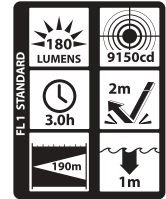
FDL 300 Series

FEATURES

- ◆ CREE® LED technology – 50,000 + hours LED life
- ◆ Momentary or constant-on flashlight
- ◆ Sharp focused flashlight beam for distance illumination
- ◆ Glass-filled nylon polymer housing
- ◆ Aircraft-grade 6061-T6 aluminum tail-cap with type 3 hard anodized finish
- ◆ Resistant to high temperatures
- ◆ Non-slip grip
- ◆ Large textured tail-switch
- ◆ 1" Handle diameter fits most 3rd party helmet mounts
- ◆ 1.25" Head diameter accepts 3rd party filters
- ◆ Waterproof
- ◆ Impact & chemical resistant
- ◆ Powered by 2 – CR-123 Lithium batteries (included)
- ◆ Removable pocket clip
- ◆ Limited Lifetime Warranty*

SPECIFICATIONS

- ◆ Lumens: 180
- ◆ Run-time: 3 hours
- ◆ Beam distance: 190 meters
- ◆ Water rating: IP-X7 waterproof
- ◆ Drop rating: 2 meters
- ◆ Length: 5.5in, head diameter: 1.25in, handle diameter: 1.035in, weight: 4.4oz



INCLUDED

- ◆ Flashlight
- ◆ Two CR-123 Lithium batteries
- ◆ Removable metal pocket clip



Handheld

High-efficiency deep parabolic reflector

Large textured tail-switch



MODELS/ACCESSORIES

| MODEL | Description |
|-----------|-----------------------------------|
| FDL-300R | Red |
| 200-RCONE | Red safety cone |
| 200-YCONE | Yellow safety cone |
| 400B-SS | Side switch |
| CR-123-10 | CR-123 Li-ion batteries (10 pack) |



Safety cones



Side-switch



CR-123 batteries

Tactical Flashlights Non-Rechargeable

These compact non-rechargeable polymer tactical flashlights use a CREE® LED rated at 180 lumens that works in conjunction with a high-efficiency deep parabolic reflector to create a usable beam rated at 190 meters. The tail-cap switch provides momentary or constant-on functionality. Power comes from a pair of included CR-123 Lithium batteries.



Flashlight



180 Lumens

- ◆ 3 Hours run-time
- ◆ Momentary or constant-on
- ◆ Beam distance rated at 190 meters
- ◆ Glass-filled nylon polymer housing
- ◆ Powered by 2 – CR-123 Lithium batteries (included)

TAC-300B



TAC-300T

TAC-300Y

Tactical – Polymer

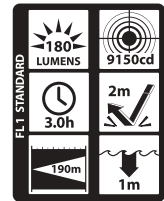
TAC 300 Series

FEATURES: ALL MODELS

- ◆ CREE® LED technology – 50,000 + hours LED life
- ◆ Momentary or constant-on flashlight
- ◆ Sharp focused beam
- ◆ Glass-filled nylon polymer housing
- ◆ Aircraft-grade 6061-T6 aluminum tail-cap with type 3 hard anodized finish
- ◆ Non-slip grip
- ◆ Large textured tail-switch
- ◆ 1" Handle diameter fits most scope/flashlight mounts
- ◆ 1.25" Head diameter accepts 3rd party filters
- ◆ Waterproof
- ◆ Impact & chemical resistant
- ◆ Powered by 2 – CR-123 Lithium batteries (included)
- ◆ Removable pocket clip
- ◆ Available in black, tan & yellow
- ◆ Limited Lifetime Warranty*

SPECIFICATIONS

- ◆ Lumens: 180
- ◆ Run-time: 3 hours
- ◆ Beam distance: 190 meters
- ◆ Water rating: IP-X7 waterproof
- ◆ Drop rating: 2 meters
- ◆ Length: 5.5in, head diameter: 1.25in, handle diameter: 1.035in, weight: 4.4oz



INCLUDED

- ◆ Flashlight
- ◆ Two CR-123 Lithium batteries
- ◆ Removable metal pocket clip



Handheld

High-efficiency deep parabolic reflector

Large textured tail-switch



MODELS/ACCESSORIES

| MODEL | Description |
|-----------|------------------------------------|
| TAC-300B | Black |
| TAC-300T | Tan |
| TAC-300Y | Yellow |
| 200-RCONE | Red safety cone |
| 200-YCONE | Yellow safety cone |
| 400B-SS | Side switch |
| CR-123-10 | CR-123 Lithium batteries (10 pack) |



Safety cones



Side-switch



CR-123 batteries

Tactical Flashlight Non-Rechargeable

This compact non-rechargeable metal tactical flashlight uses a CREE® LED rated at 180 lumens that works in conjunction with a high-efficiency deep parabolic reflector to create a usable beam rated at 190 meters. The tail-cap switch provides momentary or constant-on functionality. Power comes from a pair of included CR-123 Lithium batteries.



Flashlight



TAC-350B

180 Lumens

- ◆ 3 Hours run-time
- ◆ Momentary or constant-on
- ◆ Beam distance rated at 190 meters
- ◆ Aircraft-grade 6061-T6 aluminum housing
- ◆ Powered by 2 – CR-123 Lithium batteries (included)



Tactical – Metal

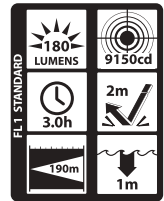
TAC 300 Series

FEATURES

- ◆ CREE® LED technology – 50,000 + hours LED life
- ◆ Momentary or constant-on flashlight
- ◆ Sharp focused beam
- ◆ Aircraft-grade 6061-T6 aluminum housing, bezel & tail-cap
- ◆ Type 3 hard anodized finish
- ◆ Non-slip grip
- ◆ Large textured tail-switch
- ◆ 1" Handle diameter fits most scope/flashlight mounts
- ◆ 1.25" Head diameter accepts 3rd party filters
- ◆ Waterproof
- ◆ Impact & chemical resistant
- ◆ Serialized for personal identification
- ◆ Powered by 2 – CR-123 Lithium batteries (included)
- ◆ Removable pocket clip
- ◆ Limited Lifetime Warranty*

SPECIFICATIONS

- ◆ Lumens: 180
- ◆ Run-time: 3 hours
- ◆ Beam distance: 190 meters
- ◆ Water rating: IP-X7 waterproof
- ◆ Drop rating: 2 meters
- ◆ Length: 5.5in, head diameter: 1.25in, handle diameter: 1.035in, weight: 5.7oz



INCLUDED

- ◆ Flashlight
- ◆ Two CR-123 Lithium batteries
- ◆ Removable metal pocket clip



Handheld

High-efficiency deep parabolic reflector

Large textured tail-switch



MODELS/ACCESSORIES

| MODEL | Description |
|-----------|------------------------------------|
| TAC-350B | Black |
| 200-RONE | Red safety cone |
| 200-YCONE | Yellow safety cone |
| 400B-SS | Side switch |
| CR-123-10 | CR-123 Lithium batteries (10 pack) |



Safety cones



Side-switch



CR-123 batteries

TAC 300XL Series

Tactical – Xtreme Lumens – Metal



Xtreme Lumens Tactical Flashlight Non-Rechargeable



This compact non-rechargeable metal Xtreme Lumens tactical flashlight uses a CREE® LED rated at 350 lumens that works in conjunction with a high-efficiency deep parabolic reflector to create a usable beam rated at 190 meters. The tailcap switch provides momentary or constant-on functionality. The housing and tail-cap are made from aircraft-grade 6061-T6 aluminum and have a Type 3 hard anodized finish. Power comes from a pair of included CR-123 Lithium batteries.



Flashlight



350 Lumens

- ◆ 2 Hours run-time
- ◆ Momentary or constant-on
- ◆ Beam distance rated at 190 meters
- ◆ Aircraft-grade 6061-T6 aluminum housing
- ◆ Powered by 2 – CR-123 Lithium batteries (included)

TAC-360XL



Tactical – Xtreme Lumens – Metal

TAC 300XL Series

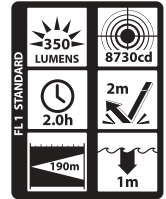


FEATURES

- ◆ Super-bright Xtreme Lumens design
- ◆ CREE® LED technology – 50,000 + hours LED life
- ◆ Momentary or constant-on flashlight
- ◆ Sharp focused flashlight beam
- ◆ Aircraft-grade 6061-T6 aluminum housing, bezel & tail-cap
- ◆ Type 3 hard anodized finish
- ◆ Non-slip grip
- ◆ Large textured tail-switch
- ◆ 1" Handle diameter fits most scope/flashlight mounts
- ◆ 1.25" Head diameter accepts 3rd party filters
- ◆ Waterproof
- ◆ Impact & chemical resistant
- ◆ Serialized for personal identification
- ◆ Powered by 2 – CR-123 Lithium batteries (included)
- ◆ Removable pocket clip
- ◆ Limited Lifetime Warranty*

SPECIFICATIONS

- ◆ Lumens: 350
- ◆ Run-time: 2 hours
- ◆ Beam distance: 190 meters
- ◆ Water rating: IP-X7 waterproof
- ◆ Drop rating: 2 meters
- ◆ Length: 5.5in, head diameter: 1.25in, handle diameter: 1.035in, weight: 5.7oz



INCLUDED

- ◆ Flashlight
- ◆ Two CR-123 Lithium batteries
- ◆ Removable metal pocket clip



Handheld

High-efficiency deep parabolic reflector

Large textured tail-switch



MODELS/ACCESSORIES

| MODEL | Description |
|-----------|--|
| TAC-360XL | Non-rechargeable metal Xtreme Lumens tactical flashlight with removable pocket clip and 2 – CR-123 batteries – Black |
| 200-RCONE | Red safety cone |
| 200-YCONE | Yellow safety cone |
| 400B-SS | Side switch |
| CR-123-10 | CR-123 Lithium batteries (10 pack) |



Safety cones



Side-switch



CR-123 batteries

TAC 400 Series

Tactical – Polymer

Tactical Flashlights Rechargeable



These compact rechargeable polymer tactical flashlights use a CREE® LED rated at 200 lumens that works in conjunction with a high-efficiency deep parabolic reflector to create a usable beam rated at 210 meters. The tail-cap switch provides momentary or constant-on functionality. Power comes from a rechargeable Lithium-ion battery and includes a CR-123 Battery Carrier for backup battery power (CR-123 batteries not included).



Flashlight



200 Lumens

- ◆ 3 Hours run-time
- ◆ Momentary or constant-on
- ◆ Beam distance rated at 210 meters
- ◆ Glass-filled nylon polymer housing
- ◆ Powered by Lithium-ion rechargeable battery



TAC-400B



TAC-400T

TAC-400Y

Tactical – Polymer

TAC 400 Series

FEATURES: ALL MODELS

- ◆ Cree® LED technology – 50,000 + hours LED life
- ◆ Momentary or constant-on flashlight
- ◆ Sharp focused beam
- ◆ Glass-filled nylon polymer housing
- ◆ Aircraft-grade 6061-T6 aluminum tail-cap with type 3 hard anodized finish
- ◆ Non-slip grip
- ◆ Large textured tail-switch
- ◆ 1" Handle diameter fits most scope/flashlight mounts
- ◆ 1.25" Head diameter accepts 3rd party filters
- ◆ Waterproof
- ◆ Impact & chemical resistant
- ◆ Powered by rechargeable Lithium-ion battery (included)
- ◆ Can also be powered by two CR-123 Batteries (not included) using the CR-123 Battery Carrier (included)
- ◆ Available in black, tan & yellow
- ◆ Limited Lifetime Warranty*



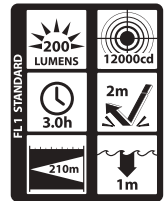
Handheld

High-efficiency deep parabolic reflector

Large textured tail-switch

SPECIFICATIONS

- ◆ Lumens: 200
- ◆ Run-time: 3 hours
- ◆ Recharge time: 4 hours (typical)
- ◆ Beam distance: 210 meters
- ◆ Water rating: IP-X7 waterproof
- ◆ Drop rating: 2 meters
- ◆ Length: 6.25in, head diameter: 1.25in, handle diameter: 1.035in, weight: 4.9oz




INCLUDED

- ◆ Flashlight
- ◆ Rechargeable Lithium-ion battery
- ◆ Wall /vehicle mountable charger
- ◆ AC power supply
- ◆ 12 V DC power supply
- ◆ CR-123 back-up battery carrier



MODELS/ACCESSORIES

| MODEL | Description |
|------------|-----------------------------------|
| TAC-400B | Black |
| TAC-400T | Tan |
| TAC-400Y | Yellow |
| TAC-400BDC | No AC power supply |
| TAC-400BLB | Light & battery only |
| TAC-400TDC | No AC power supply |
| TAC-400TLB | Light & battery only |
| TAC-400YDC | No AC power supply |
| TAC-400YLB | Light & battery only |
| 200-RCONE | Red safety cone |
| 200-YCONE | Yellow safety cone |
| 400B-SS | Side switch |
| 400-BATT | Rechargeable Li-ion battery |
| 9914-DW | Direct wire kit |
| CR-123-10 | CR-123 Li-ion batteries (10 pack) |




Safety cones



Side-switch



Spare Lithium-ion rechargeable battery



Direct wire kit

TAC 400 Series

Tactical – Metal

Tactical Flashlight Rechargeable



This compact rechargeable metal tactical flashlight uses a CREE® LED rated at 200 lumens that works in conjunction with a high-efficiency deep parabolic reflector to create a usable beam rated at 210 meters. The tail-cap switch provides momentary or constant-on functionality. Power comes from a rechargeable Lithium-ion battery and includes a CR-123 Battery Carrier for backup battery power (CR-123 batteries not included).



Flashlight



200 Lumens

- ◆ 3 Hours run-time
- ◆ Momentary or constant-on
- ◆ Beam distance rated at 210 meters
- ◆ Aircraft-grade 6061-T6 aluminum housing
- ◆ Powered by Lithium-ion rechargeable battery

TAC-450B



Tactical – Metal

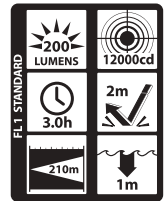
TAC 400 Series

FEATURES

- ◆ CREE® LED technology – 50,000 + hours LED life
- ◆ Momentary or constant-on flashlight
- ◆ Sharp focused beam
- ◆ Aircraft-grade 6061-T6 aluminum housing, bezel & tail-cap
- ◆ Type 3 hard anodized finish
- ◆ Non-slip grip
- ◆ Large textured tail-switch
- ◆ 1" Handle diameter fits most scope/flashlight mounts
- ◆ 1.25" Head diameter accepts 3rd party filters
- ◆ Waterproof
- ◆ Impact & chemical resistant
- ◆ Serialized for personal identification
- ◆ Powered by rechargeable Lithium-ion battery (included)
- ◆ Can also be powered by two CR-123 Batteries (not included) using the CR-123 Battery Carrier (included)
- ◆ Limited Lifetime Warranty*

SPECIFICATIONS

- ◆ Lumens: 200
- ◆ Run-time: 3 hours
- ◆ Recharge time: 4 hours (typical)
- ◆ Beam distance: 210 meters
- ◆ Water rating: IP-X7 waterproof
- ◆ Drop rating: 2 meters
- ◆ Length: 6.25in, head diameter: 1.25in, handle diameter: 1.035in, weight: 6.3oz



INCLUDED

- ◆ Flashlight
- ◆ Rechargeable Lithium-ion battery
- ◆ Wall / vehicle mountable charger
- ◆ AC power supply
- ◆ 12 V DC power supply
- ◆ CR-123 back-up battery carrier



Handheld


High-efficiency deep parabolic reflector

Large textured tail-switch



MODELS/ACCESSORIES

| MODEL | Description |
|------------|-----------------------------------|
| TAC-450B | Black |
| TAC-450BDC | No AC power supply |
| TAC-450BLB | Light & battery only |
| 200-RCONE | Red safety cone |
| 200-YCONE | Yellow safety cone |
| 400B-SS | Side switch |
| 400-BATT | Rechargeable Li-ion battery |
| 9914-DW | Direct wire kit |
| CR-123-10 | CR-123 Li-ion batteries (10 pack) |



Safety cones



Side-switch



Spare Lithium-ion rechargeable battery



Direct wire kit

TAC 400XL Series

Tactical – Xtreme Lumens – Metal



Xtreme Lumens Tactical Flashlight

Rechargeable



This compact rechargeable metal Xtreme Lumens tactical flashlight uses a CREE® LED rated at 525 lumens that works in conjunction with a high-efficiency deep parabolic reflector to create a usable beam rated at 230 meters. The tail-cap switch provides momentary or constant-on functionality. The housing and tail-cap are made from aircraft-grade 6061-T6 aluminum and have a Type 3 hard anodized finish. Power comes from a rechargeable Lithium-ion battery and includes the ability to run from a pair of CR-123 batteries (batteries not included) thanks to the CR-123 Battery Carrier (included).



Flashlight



525 Lumens

- ◆ 2 Hours run-time
- ◆ Momentary or constant-on
- ◆ Beam distance rated at 230 meters
- ◆ Aircraft-grade 6061-T6 aluminum housing
- ◆ Powered by Lithium-ion rechargeable battery

TAC-460XL



Tactical – Xtreme Lumens – Metal

TAC 400XL Series

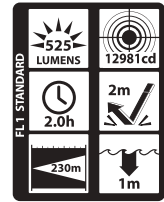


FEATURES

- ◆ Super-bright Xtreme Lumens design
- ◆ CREE® LED technology – 50,000 + hours LED life
- ◆ Momentary or constant-on flashlight
- ◆ Sharp focused flashlight beam
- ◆ Aircraft-grade 6061-T6 aluminum housing, bezel & tail-cap
- ◆ Type 3 hard anodized finish
- ◆ Non-slip grip
- ◆ Large textured tail-switch
- ◆ 1" Handle diameter fits most scope/flashlight mounts
- ◆ 1.25" Head diameter accepts 3rd party filters
- ◆ Waterproof
- ◆ Impact & chemical resistant
- ◆ Serialized for personal identification
- ◆ Powered by rechargeable Lithium-ion battery (included)
- ◆ Can also be powered by two CR-123 Batteries (not included) using the CR-123 Battery Carrier (included)
- ◆ Limited Lifetime Warranty*

SPECIFICATIONS

- ◆ Lumens: 525
- ◆ Run-time: 2 hours
- ◆ Beam distance: 230 meters
- ◆ Water rating: IP-X7 waterproof
- ◆ Drop rating: 2 meters
- ◆ Length: 6.25in, head diameter: 1.25in, handle diameter: 1.035in, weight: 6.3oz



INCLUDED

- ◆ Flashlight
- ◆ Rechargeable Lithium-ion battery
- ◆ Wall / vehicle mountable charger
- ◆ AC power supply
- ◆ 12 V DC power supply
- ◆ CR-123 back-up battery carrier



Handheld


High-efficiency deep parabolic reflector

Large textured tail-switch



MODELS/ACCESSORIES

| MODEL | Description |
|-------------|--|
| TAC-460XL | Rechargeable metal Xtreme Lumens tactical flashlight with rechargeable Lithium-ion battery, wall/vehicle mountable charger, AC and 12 V DC power supplies and CR-123 Battery Carrier – Black |
| TAC-460XLDC | Rechargeable metal Xtreme Lumens tactical flashlight with rechargeable Lithium-ion battery, wall/vehicle mountable charger, 12 V DC power supply and CR-123 Battery Carrier – Black |
| TAC-460XLLB | Rechargeable metal Xtreme Lumens tactical flashlight with rechargeable Lithium-ion battery – Black |
| 200-RCONE | Red safety cone |
| 200-YCONE | Yellow safety cone |
| 400B-RPS | Remote pressure switch |
| 400B-SS | Side switch |
| 400-BATT | Rechargeable Li-ion battery |
| 9914-DW | Direct wire kit |
| CR-123-10 | CR-123 Li-ion batteries (10 pack) |




Safety cones



Side-switch



Spare Lithium-ion rechargeable battery



Direct wire kit

Tactical Flashlights

Rechargeable - Multi-Function



These compact rechargeable multi-function polymer tactical flashlights use a CREE® LED rated at 200 lumens that works in conjunction with a high-efficiency deep parabolic reflector to create a usable beam rated at 210 meters. The tail-cap switch provides momentary or constant-on functionality, a set of user-selectable high, medium or low-brightness settings as well as a disorienting strobe. Power comes from a rechargeable Lithium-ion battery and includes a CR-123 Battery Carrier for backup battery power (CR-123 batteries not included).



200 Lumens

TAC-500B

- ◆ 3 Hours run-time
- ◆ Momentary or constant-on with 3 brightness levels & strobe
- ◆ Beam distance rated at 210 meters
- ◆ Glass-filled nylon polymer housing
- ◆ Powered by Lithium-ion rechargeable battery



TAC-500T

TAC-500Y

Tactical – Polymer

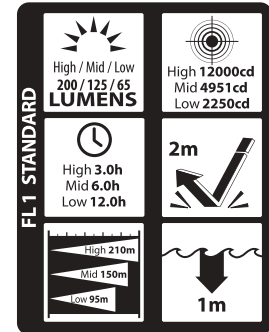
TAC 500 Series

FEATURES: ALL MODELS

- ◆ CREE® LED technology – 50,000 + hours LED life
- ◆ Momentary or constant-on plus 3 brightness levels & strobe
- ◆ Sharp focused beam
- ◆ Glass-filled nylon polymer housing
- ◆ Aircraft-grade 6061-T6 aluminum tail-cap with type 3 hard anodized finish
- ◆ Non-slip grip
- ◆ Large textured tail-switch
- ◆ 1.25" Head diameter accepts 3rd party filters
- ◆ Waterproof
- ◆ Impact & chemical resistant
- ◆ Powered by rechargeable Lithium-ion battery (included)
- ◆ Can also be powered by two CR-123 Batteries (not included) using the CR-123 Battery Carrier (included)
- ◆ Available in black, tan & yellow
- ◆ Limited Lifetime Warranty*

SPECIFICATIONS

- ◆ Lumens: high-200, medium-125, low-65, strobe-180
- ◆ Run-time: high-3 hrs, medium-6 hrs, low-12 hrs, strobe-5 hrs
- ◆ Recharge time: 4 hours (typical)
- ◆ Beam distance: 210 meters
- ◆ Water rating: IP-X7 waterproof
- ◆ Drop rating: 2 meters
- ◆ Length: 6.25in, head diameter: 1.25in, handle diameter: 1.035in, weight: 5.1oz



Handheld

High-efficiency deep parabolic reflector

Large textured tail-switch


INCLUDED

- ◆ Flashlight
- ◆ Rechargeable Lithium-ion battery
- ◆ Wall / vehicle mountable charger
- ◆ AC power supply
- ◆ 12 V DC power supply
- ◆ CR-123 back-up battery carrier



MODELS/ACCESSORIES


| MODEL | Description |
|------------|-----------------------------------|
| TAC-500B | Black |
| TAC-500T | Tan |
| TAC-500Y | Yellow |
| TAC-500BDC | No AC power supply |
| TAC-500BLB | Light & battery only |
| TAC-500TDC | No AC power supply |
| TAC-500TLB | Light & battery only |
| TAC-500YDC | No AC power supply |
| TAC-500YLB | Light & battery only |
| 200-RCONE | Red safety cone |
| 200-YCONE | Yellow safety cone |
| 400-BATT | Rechargeable Li-ion battery |
| 9914-DW | Direct wire kit |
| CR-123-10 | CR-123 Li-ion batteries (10 pack) |



Safety cones



Spare Lithium-ion rechargeable battery



Direct wire kit

TAC 500 Series

Tactical – Xtreme Lumens – Metal



Xtreme Lumens Tactical Flashlight

Non-Rechargeable Batteries Included - Multi-Function



This compact rechargeable multi-function metal Xtreme Lumens tactical flashlight uses a CREE® LED rated at 800 lumens that works in conjunction with a high-efficiency deep parabolic reflector to create a usable beam rated at 205 meters. The tail-cap switch provides momentary or constant-on functionality, a set of user-selectable high, medium or low-brightness settings as well as a disorienting strobe. Power comes from a pair of CR-123 batteries (included) installed into the CR-123 Battery Carrier (included). The housing and tail-cap are made from aircraft-grade 6061-T6 aluminum and have a Type 3 hard anodized finish. This light can be upgraded to a rechargeable model by adding the optional rechargeable Lithium-ion battery, charger and power cords.

High



Medium



Low



Strobe



800 Lumens

- ◆ 2 Hours run-time
- ◆ Momentary or constant-on with 3 brightness levels & strobe
- ◆ Beam distance rated at 205 meters
- ◆ Aircraft-grade 6061-T6 aluminum housing
- ◆ Powered by 2 – CR-123 Lithium batteries (included)
- ◆ Can be upgraded to be a rechargeable light

TAC-540XL



Tactical – Xtreme Lumens – Metal

TAC 500 Series

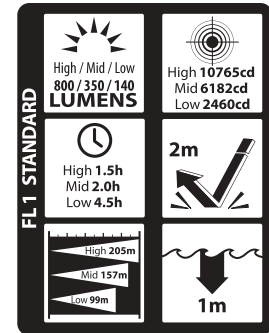


FEATURES

- ◆ Super-bright Xtreme Lumens design
- ◆ CREE® LED technology – 50,000 + hours LED life
- ◆ Momentary or constant-on flashlight, 3 brightness levels & strobe
- ◆ Sharp focused flashlight beam
- ◆ Aircraft-grade 6061-T6 aluminum housing, bezel & tail-cap
- ◆ Type 3 hard anodized finish
- ◆ Non-slip grip
- ◆ Large textured tail-switch
- ◆ 1" Handle diameter fits
- ◆ 1.25" Head diameter accepts 3rd party filters
- ◆ Waterproof
- ◆ Impact & chemical resistant
- ◆ Serialized for personal identification
- ◆ Powered by 2 – CR-123 Lithium batteries (included)
- ◆ Can be upgraded to a rechargeable model by adding the optional rechargeable Lithium-ion battery, charger and power cords
- ◆ Limited Lifetime Warranty*

SPECIFICATIONS

- ◆ Lumens: high-800, medium-350, low-140, strobe-600
- ◆ Run-time: high-1.5 hrs, medium-2 hrs, low-4.5 hrs, strobe-2.5 hrs
- ◆ Recharge time: 4 hours (typical)
- ◆ Beam distance: 205 meters
- ◆ Water rating: IP-X7 waterproof
- ◆ Drop rating: 2 meters
- ◆ Length: 6.25in, head diameter: 1.25in, handle diameter: 1.035in, weight: 6.1oz



INCLUDED

- ◆ Flashlight
- ◆ CR-123 back-up battery carrier
- ◆ 2 – CR-123 Lithium batteries



Handheld

High-efficiency deep parabolic reflector

Large textured tail-switch



MODELS/ACCESSORIES

| MODEL | Description |
|-------------|--|
| TAC-540XL | Non-rechargeable battery included metal Xtreme Lumens tactical flashlight with CR-123 Battery Carrier and two CR-123 Lithium batteries – Black |
| 400-BATT | Rechargeable Li-ion battery |
| 400-CHGR1 | Charger for TAC-400 & TAC-500 series flashlights |
| 9914-ACCORD | AC power supply cord |
| 9914-DCCORD | DC power supply cord – temporary charging from a vehicle cigarette lighter/DC outlet |
| 200-RCONE | Red safety cone |
| 200-YCONE | Yellow safety cone |
| 9914-DW | Vehicle direct wire kit – for use with optional 400-CHGR1 |
| CR-123-10 | CR-123 Li-ion batteries (10 pack) |



DC power supply cord



AC power supply cord



Charger



Safety cones



Lithium-ion rechargeable battery



Direct wire kit

Tactical Flashlight

Rechargeable - Multi-Function



This compact rechargeable multi-function metal tactical flashlight uses a CREE® LED rated at 200 lumens that works in conjunction with a high-efficiency deep parabolic reflector to create a usable beam rated at 210 meters. The tail-cap switch provides momentary or constant-on functionality, a set of user-selectable high, medium or low-brightness settings as well as a disorienting strobe. Power comes from a rechargeable Lithium-ion battery and includes a CR-123 Battery Carrier for backup battery power (CR-123 batteries not included).



TAC-550B

200 Lumens

- ◆ 3 Hours run-time
- ◆ Momentary or constant-on with 3 brightness levels & strobe
- ◆ Beam distance rated at 210 meters
- ◆ Aircraft-grade 6061-T6 aluminum housing
- ◆ Powered by Lithium-ion rechargeable battery



Tactical – Metal







TAC 500 Series

FEATURES

- ◆ CREE® LED technology – 50,000 + hours LED life
- ◆ Momentary or constant-on plus 3 brightness levels & strobe
- ◆ Sharp focused beam
- ◆ Aircraft-grade 6061-T6 aluminum housing, bezel & tail-cap
- ◆ Type 3 hard anodized finish
- ◆ Non-slip grip
- ◆ Large textured tail-switch
- ◆ 1.25" Head diameter accepts 3rd party filters
- ◆ Waterproof
- ◆ Impact & chemical resistant
- ◆ Serialized for personal identification
- ◆ Powered by rechargeable Lithium-ion battery (included)
- ◆ Can also be powered by two CR-123 Batteries (not included) using the CR-123 Battery Carrier (included)
- ◆ Limited Lifetime Warranty*

SPECIFICATIONS

- ◆ Lumens: high-200, medium-125, low-65, strobe-180
- ◆ Run-time: high-3 hrs, medium-6 hrs, low-12 hrs, strobe-5 hrs
- ◆ Recharge time: 4 hours (typical)
- ◆ Beam distance: 210 meters
- ◆ Water rating: IP-X7 waterproof
- ◆ Drop rating: 2 meters
- ◆ Length: 6.25in, head diameter: 1.25in, handle diameter: 1.035in, weight: 6.1oz

| | | |
|--------------|--|---|
| FL1 STANDARD |  High / Mid / Low 200 / 125 / 65 LUMENS |  High 12000cd Mid 4951cd Low 2250cd |
| |  High 3.0h Mid 6.0h Low 12.0h |  2m |
| |  High 210m Mid 150m Low 95m |  1m |

INCLUDED

- ◆ Flashlight
- ◆ Rechargeable Lithium-ion battery
- ◆ Wall /vehicle mountable charger
- ◆ AC power supply
- ◆ 12 V DC power supply
- ◆ CR-123 back-up battery carrier




Handheld

High-efficiency deep parabolic reflector

Large textured tail-switch

MODELS/ACCESSORIES


| MODEL | Description |
|------------|-----------------------------------|
| TAC-550B | Flashlight |
| TAC-550BDC | No AC power supply |
| TAC-550BLB | Light & battery only |
| 200-RCONE | Red safety cone |
| 200-YCONE | Yellow safety cone |
| 400-BATT | Rechargeable Li-ion battery |
| 9914-DW | Direct wire kit |
| CR-123-10 | CR-123 Li-ion batteries (10 pack) |



Safety cones



Spare Lithium-ion rechargeable battery



Direct wire kit

TAC 500 Series

Tactical – Xtreme Lumens – Metal



Xtreme Lumens Tactical Flashlight

Rechargeable - Multi-Function



This compact rechargeable multi-function metal Xtreme Lumens tactical flashlight uses a CREE® LED rated at 800 lumens that works in conjunction with a high-efficiency deep parabolic reflector to create a usable beam rated at 205 meters. The tail-cap switch provides momentary or constant-on functionality, a set of user-selectable high, medium or low-brightness settings as well as a disorienting strobe. The housing and tail-cap are made from aircraft grade 6061-T6 aluminum and have a Type 3 hard anodized finish. Power comes from a rechargeable Lithium-ion battery and includes the ability to run from a pair of CR-123 batteries (batteries not included) thanks to the CR-123 Battery Carrier (included).

High



Medium



Low



Strobe



800 Lumens

- ◆ 2 Hours run-time
- ◆ Momentary or constant-on with 3 brightness levels & strobe
- ◆ Beam distance rated at 205 meters
- ◆ Aircraft-grade 6061-T6 aluminum housing
- ◆ Powered by Lithium-ion rechargeable battery

TAC-560XL



Tactical – Xtreme Lumens – Metal

TAC 500 Series

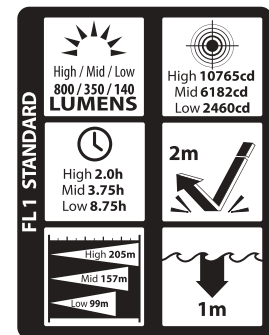


FEATURES

- ◆ Super-bright Xtreme Lumens (XL) design
- ◆ CREE® LED technology – 50,000 + hours LED life
- ◆ Momentary or constant-on flashlight
- ◆ Sharp focused flashlight beam
- ◆ Aircraft-grade 6061-T6 aluminum housing, bezel & tail-cap
- ◆ Type 3 hard anodized finish
- ◆ Non-slip grip
- ◆ Large textured tail-switch
- ◆ 1" Handle diameter
- ◆ 1.25" Head diameter accepts 3rd party filters
- ◆ Waterproof
- ◆ Impact & chemical resistant
- ◆ Serialized for personal identification
- ◆ Powered by rechargeable Lithium-ion battery (included)
- ◆ Can also be powered by two CR-123 Batteries (not included) using the CR-123 Battery Carrier (included)
- ◆ Limited Lifetime Warranty*

SPECIFICATIONS

- ◆ Lumens: high-800, medium-350, low-140, strobe-600
- ◆ Run-time: high-2.0 hrs, medium-3.75 hrs, low-8.75 hrs, strobe-3.25 hrs
- ◆ Recharge time: 4 hours (typical)
- ◆ Beam distance: 205 meters
- ◆ Water rating: IP-X7 waterproof
- ◆ Drop rating: 2 meters
- ◆ Length: 6.25in, head diameter: 1.25in, handle diameter: 1.035in, weight: 6.1oz



INCLUDED

- ◆ Flashlight
- ◆ Rechargeable Lithium-ion battery
- ◆ Wall /vehicle mountable charger
- ◆ AC power supply
- ◆ 12 V DC power supply
- ◆ CR-123 back-up battery carrier




Handheld

High-efficiency deep parabolic reflector

Large textured tail-switch

MODELS/ACCESSORIES

| MODEL | Description |
|-------------|--|
| TAC-560XL | Rechargeable metal Xtreme Lumens tactical flashlight with rechargeable Lithium-ion battery, wall/vehicle mountable charger, AC and 12 V DC power supplies and CR-123 Battery Carrier – Black |
| TAC-560XLDC | Rechargeable metal Xtreme Lumens tactical flashlight with rechargeable Lithium-ion battery, wall/vehicle mountable charger, 12 V DC power supply and CR-123 Battery Carrier – Black |
| TAC-560XLLB | Rechargeable metal Xtreme Lumens tactical flashlight with rechargeable Lithium-ion battery – Black |
| 200-RCONE | Red safety cone |
| 200-YCONE | Yellow safety cone |
| 400-BATT | Rechargeable Li-ion battery |
| 9914-DW | Direct wire kit |
| CR-123-10 | CR-123 Li-ion batteries (10 pack) |



Safety cones



Spare Lithium-ion rechargeable battery



Direct wire kit

Duty/Personal-Size Flashlights

Rechargeable - Multi-Function



High



Medium



Low



Strobe



These rechargeable polymer multi-function duty/personal-size flashlights use a CREE® LED rated at 350 lumens that works in conjunction with a high-efficiency deep parabolic reflector to create a usable beam rated at 313 meters. The single body switch models (9512B & Y) and the body & tail-cap switch model (9514B) each provides momentary or constant-on functionality, a set of user-selectable high, medium or low-brightness settings as well as a disorienting strobe. Power comes from a rechargeable Lithium-ion battery.



350 Lumens

NSR-9514B

- ◆ 4.25 Hours run-time
- ◆ Momentary or constant-on with 3 brightness levels & strobe
- ◆ Beam distance rated at 313 meters
- ◆ Glass-filled nylon polymer housing
- ◆ Powered by Lithium-ion rechargeable battery



NSR-9512B

NSR-9512Y



Duty/Personal-Size – Polymer

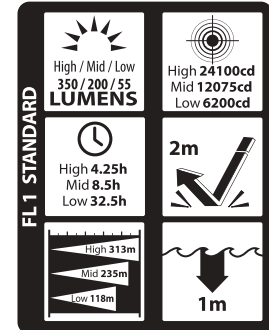
NSR 9500 Series

FEATURES: ALL MODELS

- ◆ Cree® LED technology – 50,000 + hours LED life
- ◆ Momentary or constant-on plus 3 brightness levels & strobe
- ◆ Sharp focused beam
- ◆ Glass-filled nylon polymer housing
- ◆ Aircraft-grade 6061-T6 aluminum tail-cap & 316 stainless steel bezel, both with type 3 hard anodized finish
- ◆ Non-slip grip
- ◆ Body & tail-switch (9514B) – Body switch only (9512B & 9512Y)
- ◆ Waterproof
- ◆ Impact & chemical resistant
- ◆ Serialized for personal identification
- ◆ Powered by rechargeable Lithium-ion battery (included)
- ◆ Limited Lifetime Warranty*

SPECIFICATIONS

- ◆ Lumens: high-350, medium-200, low-55, strobe-300
- ◆ Run-time: high-4.25 hrs, medium-8.5 hrs, low-32.5 hrs, strobe-5.5 hrs
- ◆ Recharge time: 4 hours (typical)
- ◆ Beam distance: 313 meters
- ◆ Water rating: IP-X7 waterproof
- ◆ Drop rating: 2 meters
- ◆ Length: 8.9in, head diameter: 1.6in, handle diameter: 1.2in, weight: 10.1oz



INCLUDED

- ◆ Flashlight
- ◆ Rechargeable Lithium-ion battery
- ◆ Wall /vehicle mountable charger
- ◆ Anti-roll ring
- ◆ AC power supply
- ◆ 12 V DC power supply



High-efficiency deep parabolic reflector



Body switch (NSR-9512B/12Y/14B)



Tail-cap switch (NSR-9514B)

MODELS/ACCESSORIES

| MODEL | Description |
|-------------|--|
| NSR-9512B | Rechargeable single switch black polymer flashlight with wall/vehicle mountable charger, battery, AC and 12V DC charging cords and anti-roll ring |
| NSR-9512BDC | Rechargeable single switch black polymer flashlight with wall/vehicle mountable charger, battery, 12V DC charging cord and anti-roll ring |
| NSR-9512BLB | Rechargeable single switch black polymer flashlight with battery and anti-roll ring |
| NSR-9514B | Rechargeable dual switch black polymer flashlight with wall/vehicle mountable charger, battery, AC and 12V DC charging cords and anti-roll ring |
| NSR-9514BDC | Rechargeable dual switch black polymer flashlight with wall/vehicle mountable charger, battery, 12V DC charging cord and anti-roll ring |
| NSR-9514BLB | Rechargeable dual switch black polymer flashlight with battery and anti-roll ring |
| NSR-9512Y | Rechargeable single switch yellow polymer flashlight with wall/vehicle mountable charger, battery, AC and 12V DC charging cords and anti-roll ring |
| NSR-9512YDC | Rechargeable single switch yellow polymer flashlight with wall/vehicle mountable charger, battery, 12V DC charging cord and anti-roll ring |
| NSR-9512YLB | Rechargeable single switch yellow polymer flashlight with battery and anti-roll ring |
| 9600-BATT | Replacement Lithium-ion battery |
| 9600-USB | USB cord – 27in |
| 9600-RCONE | Red cone |
| 9600-YCONE | Yellow cone |
| 9600-BCONE | Blue cone |
| 9600-CHGR5 | 5 bank charger |
| 9810-LH | Leather holster |
| 9914-DW | Direct wire kit |



Safety cones



Leather holster



Spare Lithium-ion rechargeable battery



Five bank charger



USB charging cable



Direct wire kit

Duty/Personal-Size Flashlights

Rechargeable - Multi-Function



These rechargeable metal multi-function duty/personal-size flashlights use a CREE® LED rated at 350 lumens that works in conjunction with a high-efficiency deep parabolic reflector to create a usable beam rated at 313 meters. The single body switch model (9612) and the body & tail-cap switch model (9614) each provides momentary or constant-on functionality, a set of user-selectable high, medium or low-brightness settings as well as a disorienting strobe. Power comes from a rechargeable Lithium-ion battery.



NSR-9614B

350 Lumens

- ◆ 4.25 Hours run-time
- ◆ Momentary or constant-on with 3 brightness levels & strobe
- ◆ Beam distance rated at 313 meters
- ◆ Aircraft-grade 6061-T6 aluminum housing
- ◆ Powered by Lithium-ion rechargeable battery



NSR-9612B

Duty/Personal-Size – Metal

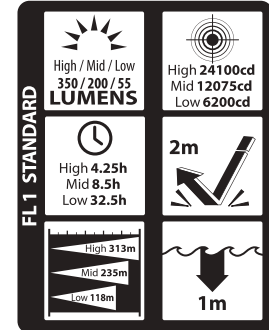
NSR 9600 Series

FEATURES: ALL MODELS

- ◆ CREE® LED technology – 50,000 + hours LED life
- ◆ Momentary or constant-on plus 3 brightness levels & strobe
- ◆ Sharp focused beam
- ◆ Aircraft-grade 6061-T6 aluminum housing/tail-cap and 316 stainless steel bezel
- ◆ Type 3 hard anodized finish
- ◆ Non-slip grip
- ◆ Body & tail-switch (9614B) – body switch only (9612B)
- ◆ Waterproof
- ◆ Impact & chemical resistant
- ◆ Serialized for personal identification
- ◆ Powered by rechargeable Lithium-ion battery (included)
- ◆ Limited Lifetime Warranty*

SPECIFICATIONS

- ◆ Lumens: high-350, medium-200, low-55, strobe-300
- ◆ Run-time: high-4.25 hrs, medium-8.5 hrs, low-32.5 hrs, strobe-5.5 hrs
- ◆ Recharge time: 4 hours (typical)
- ◆ Beam distance: 313 meters
- ◆ Water rating: IP-X7 waterproof
- ◆ Drop rating: 2 meters
- ◆ Length: 8.9in, head diameter: 1.6in, handle diameter: 1.2in, weight: 12.8oz



INCLUDED

- ◆ Flashlight
- ◆ Rechargeable Lithium-ion battery
- ◆ Wall /vehicle mountable charger
- ◆ Anti-roll ring
- ◆ AC power supply
- ◆ 12 V DC power supply



High-efficiency deep parabolic reflector



Body switch (NSR-9612B/14B)



Tail-cap switch (NSR-9614B)

MODELS/ACCESSORIES

| MODEL | Description |
|-------------|---|
| NSR-9612B | Rechargeable single switch metal flashlight with wall/vehicle mountable charger, battery, AC and 12V DC charging cords and anti-roll ring/black |
| NSR-9612BDC | Rechargeable single switch metal flashlight with wall/vehicle mountable charger, battery, 12V DC charging cord and anti-roll ring/black |
| NSR-9612BLB | Rechargeable single switch metal flashlight with battery and anti-roll ring |
| NSR-9614B | Rechargeable dual switch metal flashlight with wall/vehicle mountable charger, battery, AC and 12V DC charging cords and anti-roll ring/black |
| NSR-9614BDC | Rechargeable dual switch metal flashlight with wall/vehicle mountable charger, battery, 12V DC charging cord and anti-roll ring/black |
| NSR-9614BLB | Rechargeable dual switch metal flashlight with battery and anti-roll ring |
| 9600-BATT | Replacement Lithium-ion battery |
| 9600-USB | USB cord – 27in |
| 9600-RCONE | Red cone |
| 9600-YCONE | Yellow cone |
| 9600-BCONE | Blue cone |
| 9600-CHGR5 | 5 bank charger |
| 9810-LH | Leather holster |
| 9914-DW | Direct wire kit |
| 9600-CHGR5 | 5 bank charger |
| 9810-LH | Leather holster |
| 9914-DW | Direct wire kit |



Safety cones



Leather holster



Spare Lithium-ion rechargeable battery



Five bank charger



USB charging cable



Direct wire kit

NSR 9900 Series

Duty/Personal-Size – Xtreme Lumens – Polymer



Duty/Personal-Size Dual-Light w/ Magnet Rechargeable - Multi-Function



This Xtreme Lumens rechargeable polymer multi-function duty/personal-size dual-light uses a CREE® LED rated at 650 lumens that works in conjunction with a high-efficiency deep parabolic reflector to create a usable beam rated at 275 meters. A 600 lumens unfocused floodlight is integrated in to the housing which is perfect for close-up illumination. Additionally both the flashlight (any brightness mode) and the floodlight can be turned on at the same time for maximum safety and versatility. The flashlight body switch provides momentary or constant-on functionality, a set of user-selectable high, medium or low-brightness settings as well as a disorienting strobe. The second body switch operates the floodlight. The powerful magnet built into the tail-cap provides for hands-free use. The housing is made from glass-filled nylon polymer and has an aircraft-grade 6061-T6 aluminum tail-cap and a 316 stainless steel bezel. Both the tail-cap and the bezel have a Type 3 hard anodized finish. Power comes from a rechargeable Lithium-ion battery.



650 Flashlight Lumens

600 Floodlight Lumens

- ◆ Flashlight/floodlight/dual-light
- ◆ Momentary or constant-on with 3 brightness levels & strobe
- ◆ Beam distance rated at 275 meters
- ◆ Powerful tail-cap magnet for hands-free use
- ◆ Glass-filled nylon polymer
- ◆ Powered by Lithium-ion rechargeable battery (included)



NSR-9920XL

Duty/Personal-Size – Xtreme Lumens – Polymer

NSR 9900 Series

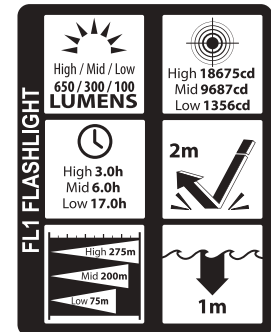


FEATURES

- ◆ CREE® LED technology – 50,000 + hours LED life
- ◆ Flashlight – floodlight – dual-light
- ◆ Momentary or constant-on flashlight plus 3 brightness levels & strobe
- ◆ Sharp focused flashlight beam for distance illumination
- ◆ Unfocused wide-beam floodlight for close-up illumination
- ◆ Dual-light (flashlight & floodlight at same time) for maximum safety & versatility
- ◆ Glass-filled nylon polymer housing
- ◆ Aircraft-grade 6061-T6 aluminum tail cap and 316 stainless steel bezel both with Type 3 hard anodized finish
- ◆ Non-slip grip
- ◆ Flashlight/strobe – body switch
- ◆ Floodlight – second body switch
- ◆ Integrated tail cap magnet for hands-free usage
- ◆ Waterproof
- ◆ Impact & chemical resistant
- ◆ Serialized for personal identification
- ◆ Powered by rechargeable Lithium-ion battery (included)
- ◆ Limited Lifetime Warranty*

SPECIFICATIONS

- ◆ Lumens: flashlight high-650, medium-300, low-100, strobe-300, floodlight-600, dual-light-600
- ◆ Run-time: flashlight high-3 hrs, medium-6 hrs, low-17 hrs, strobe-6 hrs, floodlight-3 hrs, dual-light-3 hrs
- ◆ Recharge time: 4 hours (typical)
- ◆ Beam distance: 275 meters
- ◆ Water rating: IP-X7 waterproof
- ◆ Drop rating: 2 meters
- ◆ Length: 9.5in, head diameter: 1.6in, handle diameter: 1.2in, weight: 10.9oz



INCLUDED

- ◆ Flashlight
- ◆ Rechargeable Lithium-ion battery
- ◆ Wall /vehicle mountable charger
- ◆ Anti-roll ring
- ◆ AC power supply
- ◆ 12 V DC power supply



High-efficiency deep parabolic reflector

Hands-free tail-cap magnet

MODELS/ACCESSORIES

| MODEL | Description |
|--------------|--|
| NSR-9920XL | Rechargeable single switch (flashlight) and single switch (floodlight) polymer dual-light and integrated tail cap magnet with wall/vehicle mountable charger, battery, AC and 12V DC charging cords and anti-roll ring – Red |
| NSR-9920XDC | Rechargeable single switch (flashlight) and single switch (floodlight) polymer dual-light and integrated tail cap magnet with wall/vehicle mountable charger, battery, 12V DC charging cord and anti-roll ring – Red |
| NSR-9920XLLB | Rechargeable single switch (flashlight) and single switch (floodlight) polymer dual-light and integrated tail cap magnet with battery and anti-roll ring – Red |
| 9600-BATT | Replacement Lithium-ion battery |
| 9600-USB | USB cord – 27in |
| 9600-RCONE | Red cone |
| 9600-YCONE | Yellow cone |
| 9600-BCONE | Blue cone |
| 9600-CHGR5 | 5 bank charger |
| 9914-DW | Direct wire kit |
| 9600-BCONE | Blue cone |
| 9600-CHGR5 | 5 bank charger |
| 9810-LH | Leather holster |
| 9914-DW | Direct wire kit |
| 9600-CHGR5 | 5 bank charger |
| 9810-LH | Leather holster |
| 9914-DW | Direct wire kit |



Safety cones



USB charging cable



Spare Lithium-ion rechargeable battery



Five bank charger



Direct wire kit

NSR 9900 series

Duty/Personal-Size – Xtreme Lumens – Polymer



Duty/Personal-Size Dual-Light Rechargeable - Multi-Function



This Xtreme Lumens rechargeable polymer multi-function duty/personal-size dual-light uses a CREE® LED rated at 650 lumens that works in conjunction with a high-efficiency deep parabolic reflector to create a usable beam rated at 275 meters. A 600 lumens unfocused floodlight is integrated in to the housing which is perfect for close-up illumination. Additionally both the flashlight (any brightness mode) and the floodlight can be turned on at the same time for maximum safety and versatility. The flashlight body and tail-switches provide momentary or constant-on functionality, a set of user-selectable high, medium or low-brightness settings as well as a disorienting strobe. Both flashlight switches operate in tandem with each other. The second body switch operates the floodlight. The housing is made from glass-filled nylon polymer and has an aircraft-grade 6061-T6 aluminum tail-cap and a 316 stainless steel bezel. Both the tail-cap and the bezel have a Type 3 hard anodized finish. Power comes from a rechargeable Lithium-ion battery.



650 Flashlight
Lumens

600 Floodlight
Lumens

- ◆ Flashlight/floodlight/dual-light
- ◆ Momentary or constant-on with 3 brightness levels & strobe
- ◆ Beam distance rated at 275 meters
- ◆ Glass-filled nylon polymer
- ◆ Powered by Lithium-ion rechargeable battery (included)



NSR-9924XL

Duty/Personal-Size – Xtreme Lumens – Polymer

NSR 9900 Series

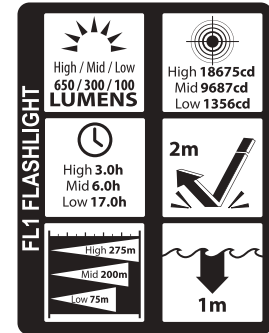


FEATURES

- ◆ CREE® LED technology – 50,000 + hours LED life
- ◆ Flashlight – floodlight – dual-light
- ◆ Momentary or constant-on flashlight plus 3 brightness levels & strobe
- ◆ Sharp focused flashlight beam for distance illumination
- ◆ Unfocused wide-beam floodlight for close-up illumination
- ◆ Dual-light (flashlight & floodlight at same time) for maximum safety & versatility
- ◆ Glass-filled nylon polymer housing
- ◆ Aircraft-grade 6061-T6 aluminum tail cap and 316 stainless steel bezel, both with Type 3 hard anodized finish
- ◆ Non-slip grip
- ◆ Flashlight/strobe – body & tail-switch (tandem operation)
- ◆ Floodlight – second body switch
- ◆ Waterproof
- ◆ Impact & chemical resistant
- ◆ Serialized for personal identification
- ◆ Powered by rechargeable Lithium-ion battery (included)
- ◆ Limited Lifetime Warranty*

SPECIFICATIONS

- ◆ Lumens: flashlight high-650, medium-300, low-100, strobe-300, floodlight-600, dual-light-600
- ◆ Run-time: flashlight high-3 hrs, medium-6 hrs, low-17 hrs, strobe-6 hrs, floodlight-3 hrs, dual-light-3 hrs
- ◆ Recharge time: 4 hours (typical)
- ◆ Beam distance: 275 meters
- ◆ Water rating: IP-X7 waterproof
- ◆ Drop rating: 2 meters
- ◆ Length: 9.5in, head diameter: 1.6in, handle diameter: 1.2in, weight: 9.9oz



INCLUDED

- ◆ Flashlight
- ◆ Rechargeable Lithium-ion battery
- ◆ Wall /vehicle mountable charger
- ◆ Anti-roll ring
- ◆ AC power supply
- ◆ 12 V DC power supply



High-efficiency deep parabolic reflector

Body switch

Tail-cap switch



MODELS/ACCESSORIES

| MODEL | Description |
|--------------|---|
| NSR-9924XL | Rechargeable dual switch (flashlight) and single switch (floodlight) polymer dual-light with wall/vehicle mountable charger, battery, AC and 12V DC charging cords and anti-roll ring – Black |
| NSR-9924XLDC | Rechargeable dual switch (flashlight) and single switch (floodlight) polymer dual-light with wall/vehicle mountable charger, battery, 12V DC charging cord and anti-roll ring – Black |
| NSR-9924XLLB | Rechargeable dual switch (flashlight) and single switch (floodlight) polymer dual-light with battery and anti-roll ring – Black |
| 9600-BATT | Replacement Lithium-ion battery |
| 9600-USB | USB cord – 27in |
| 9600-RCONE | Red cone |
| 9600-YCONE | Yellow cone |
| 9600-BCONE | Blue cone |
| 9600-CHGR5 | 5 bank charger |
| 9914-DW | Direct wire kit |



Safety cones



USB charging cable



Spare Lithium-ion rechargeable battery



Five bank charger



Direct wire kit

NSR **9900** Series

Duty/Personal-Size - Xtreme Lumens - Metal



Duty/Personal-Size Dual-Light Rechargeable - Multi-Function



This Xtreme Lumens rechargeable metal multi-function duty/personal-size dual-light uses a CREE® LED rated at 650 lumens that works in conjunction with a high-efficiency deep parabolic reflector to create a usable beam rated at 275 meters. A 600 lumens unfocused floodlight is integrated in to the housing which is perfect for close-up illumination. Additionally both the flashlight (any brightness mode) and the floodlight can be turned on at the same time for maximum safety and versatility. The flashlight body and tail-switches provide momentary or constant-on functionality, a set of user-selectable high, medium or low-brightness settings as well as a disorienting strobe. Both flashlight switches operate in tandem with each other. The second body switch operates the floodlight. The housing and tail-cap are made from aircraft-grade 6061-T6 aluminum and the bezel is constructed from 316 stainless steel. The housing, tail-cap and the bezel have a Type 3 hard anodized finish. Power comes from a rechargeable Lithium-ion battery.



650 Flashlight
Lumens
600 Floodlight
Lumens

NSR-9944XL

- ◆ Flashlight/floodlight/dual-light
- ◆ Momentary or constant-on with 3 brightness levels & strobe
- ◆ Beam distance rated at 275 meters
- ◆ Aircraft-grade 6061-T6 aluminum housing
- ◆ Powered by Lithium-ion rechargeable battery (included)



Duty/Personal-Size - Xtreme Lumens - Metal

NSR 9900 Series

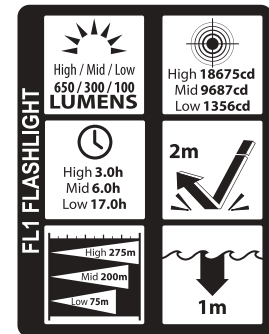


FEATURES

- ◆ CREE® LED technology – 50,000 + hours LED life
- ◆ Flashlight – floodlight – dual-light
- ◆ Momentary or constant-on flashlight plus 3 brightness levels & strobe
- ◆ Sharp focused flashlight beam for distance illumination
- ◆ Unfocused wide-beam floodlight for close-up illumination
- ◆ Dual-light (flashlight & floodlight at same time) for maximum safety & versatility
- ◆ Aircraft-grade 6061-T6 aluminum housing/tail cap and 316 stainless steel bezel
- ◆ Type 3 hard anodized finish
- ◆ Non-slip grip
- ◆ Flashlight/strobe – body & tail-switch tandem operation
- ◆ Floodlight – second body switch
- ◆ Waterproof
- ◆ Impact & chemical resistant
- ◆ Serialized for personal identification
- ◆ Powered by rechargeable Lithium-ion battery (included)
- ◆ Limited Lifetime Warranty*

SPECIFICATIONS

- ◆ Lumens: flashlight high-650, medium-300, low-100, strobe-300, floodlight-600, dual-light-600
- ◆ Run-time: flashlight high-3 hrs, medium-6 hrs, low-17 hrs, strobe-6 hrs, floodlight-3 hrs, dual-light-3 hrs
- ◆ Recharge time: 4 hours (typical)
- ◆ Beam distance: 275 meters
- ◆ Water rating: IP-X7 waterproof
- ◆ Drop rating: 2 meters
- ◆ Length: 9.5in, head diameter: 1.6in, handle diameter: 1.2in, weight: 13.2oz



INCLUDED

- ◆ Flashlight
- ◆ Rechargeable Lithium-ion battery
- ◆ Wall /vehicle mountable charger
- ◆ Anti-roll ring
- ◆ AC power supply
- ◆ 12 V DC power supply



High-efficiency deep parabolic reflector

Body switch

Tail-cap switch

MODELS/ACCESSORIES

| MODEL | Description |
|--------------|---|
| NSR-9944XL | Rechargeable dual switch (flashlight) and single switch (floodlight) metal dual-light with wall/vehicle mountable charger, battery, AC and 12V DC charging cords and anti-roll ring – Black |
| NSR-9944XLDC | Rechargeable dual switch (flashlight) and single switch (floodlight) metal dual-light with wall/vehicle mountable charger, battery, 12V DC charging cord and anti-roll ring – Black |
| NSR-9944XLLB | Rechargeable dual switch (flashlight) and single switch (floodlight) metal dual-light with battery and anti-roll ring – Black |
| 9600-BATT | Replacement Lithium-ion battery |
| 9600-USB | USB cord – 27in |
| 9600-RCONE | Red cone |
| 9600-YCONE | Yellow cone |
| 9600-BCONE | Blue cone |
| 9600-CHGR5 | 5 bank charger |
| 9914-DW | Direct wire kit |



Safety cones



USB charging cable



Spare Lithium-ion rechargeable battery



Five bank charger



Direct wire kit

Full-Size Flashlight

Rechargeable - Multi-Function



This rechargeable metal multi-function full-size flashlight uses a CREE® LED rated at 350 lumens that works in conjunction with a high-efficiency deep parabolic reflector to create a usable beam rated at 313 meters. The body switch provides momentary or constant-on functionality, a set of user-selectable high, medium or low-brightness settings as well as a disorienting strobe. The housing and tail-cap are made from aircraft-grade 6061-T6 aluminum and the bezel is constructed from 316 stainless steel, each have a Type 3 hard anodized finish. Power comes from a rechargeable Lithium-ion battery.



350 Lumens

NSR-9712B

- ◆ 5 Hours run-time
- ◆ Momentary or constant-on with 3 brightness levels & strobe
- ◆ Beam distance rated at 313 meters
- ◆ Aircraft-grade 6061-T6 aluminum housing
- ◆ Powered by Lithium-ion rechargeable battery (included)



Full-Size – Metal

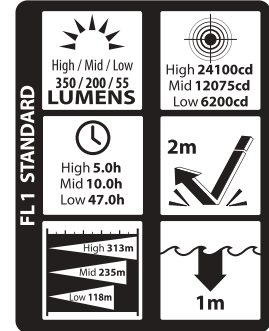
NSR 9700 Series

FEATURES

- ◆ CREE® LED technology – 50,000 + hours LED life
- ◆ Momentary or constant-on plus 3 brightness levels & strobe
- ◆ Sharp focused beam
- ◆ Aircraft-grade 6061-T6 aluminum housing/tail cap and 316 stainless steel bezel
- ◆ Type 3 hard anodized finish
- ◆ Non-slip grip
- ◆ Single body switch
- ◆ Waterproof
- ◆ Impact & chemical resistant
- ◆ Serialized for personal identification
- ◆ Powered by rechargeable Lithium-ion battery (included)
- ◆ Limited Lifetime Warranty*

SPECIFICATIONS

- ◆ Lumens: high-350, medium-200, low-55, strobe-300
- ◆ Run-time: high-5 hrs, medium-10 hrs, low-47 hrs, strobe-10 hrs
- ◆ Recharge time: 6 hours
- ◆ Beam distance: 313 meters
- ◆ Water rating: IP-X7 waterproof
- ◆ Drop rating: 2 meters
- ◆ Length: 11.1in, head diameter: 1.6in, handle diameter: 1.2in, weight: 16.7oz



INCLUDED

- ◆ Flashlight
- ◆ Rechargeable Lithium-ion battery
- ◆ Anti-roll ring
- ◆ Wall /vehicle mountable charger
- ◆ AC power supply
- ◆ 12 V DC power supply



High-efficiency deep parabolic reflector

Body switch

MODELS/ACCESSORIES

| MODEL | Description |
|-------------|---|
| NSR-9712B | Rechargeable single switch metal flashlight with wall/vehicle mountable charger, battery, AC and 12V DC charging cords and anti-roll ring – Black |
| NSR-9712BDC | Rechargeable single switch metal flashlight with wall/vehicle mountable charger, battery, 12V DC charging cord and anti-roll ring – Black |
| NSR-9712BLB | Rechargeable single switch metal flashlight with battery and anti-roll ring – Black |
| 9700-BATT | Replacement Lithium-ion battery |
| 9600-USB | USB cord – 27in |
| 9600-RCONE | Red safety cone |
| 9600-YCONE | Yellow safety cone |
| 9600-BCONE | Blue safety cone |
| 9600-CHGR5 | 5 bank charger |
| 9914-DW | Direct wire kit |



Safety cones



USB charging cable



Spare Lithium-ion rechargeable battery



Five bank charger



Direct wire kit

NSR 9700 Series

Full-Size - Xtreme Lumens - Metal



Full-Size Dual-Light Rechargeable - Multi-Function



This Xtreme Lumens rechargeable metal multi-function full-size dual-light uses a CREE® LED rated at 650 lumens that works in conjunction with a high-efficiency deep parabolic reflector to create a usable beam rated at 275 meters. A 600 lumens unfocused floodlight is integrated in to the housing which is perfect for close-up illumination. Additionally both the flashlight (any brightness mode) and the floodlight can be turned on at the same time for maximum safety and versatility. The flashlight body switch provides momentary or constant-on functionality, a set of user selectable high, medium or low-brightness settings as well as a disorienting strobe. The second body switch operates the floodlight. The housing and tail-cap are made from aircraft-grade 6061-T6 aluminum and bezel is constructed from 316 stainless steel bezel. The housing, tail-cap and the bezel have a Type 3 hard anodized finish. Power comes from a rechargeable Lithium-ion battery



650 Flashlight
Lumens

600 Floodlight
Lumens

NSR-9744XL

- ◆ Flashlight/floodlight/dual-light
- ◆ Momentary or constant-on with 3 brightness levels & strobe
- ◆ Beam distance rated at 275 meters
- ◆ Aircraft-grade 6061-T6 aluminum housing
- ◆ Powered by Lithium-ion rechargeable battery (included)



Full-Size - Xtreme Lumens - Metal

NSR 9700 Series

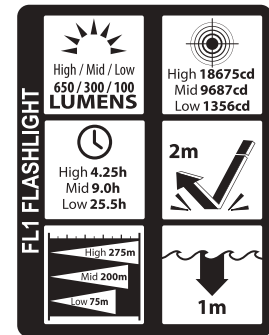


FEATURES

- ◆ CREE® LED technology – 50,000 + hours LED life
- ◆ Flashlight – floodlight – dual-light
- ◆ Momentary or constant-on flashlight plus 3 brightness levels & strobe
- ◆ Sharp focused flashlight beam for distance illumination
- ◆ Unfocused wide-beam floodlight for close-up illumination
- ◆ Dual-light (flashlight & floodlight at same time) for maximum safety & versatility
- ◆ Aircraft-grade 6061-T6 aluminum housing/tail cap and 316 stainless steel bezel
- ◆ Type 3 hard anodized finish
- ◆ Non-slip grip
- ◆ Flashlight/strobe – Body switch
- ◆ Floodlight – Second body switch
- ◆ Waterproof
- ◆ Impact & chemical resistant
- ◆ Serialized for personal identification
- ◆ Powered by rechargeable Lithium-ion battery (included)
- ◆ Limited Lifetime Warranty*

SPECIFICATIONS

- ◆ Lumens: high-650, medium-300, low-100, strobe-300, flood-600, dual-light-600
- ◆ high-4.5 hrs, medium-9 hrs, low-25.5 hrs, strobe-9 hrs, flood-4.5 hrs, dual-light-4.5 hrs
- ◆ Recharge time: 6 hours
- ◆ Beam distance: 275 meters
- ◆ Water rating: IP-X7 waterproof
- ◆ Drop rating: 2 meters
- ◆ Length: 11.8in, head diameter: 1.6in, handle diameter: 1.2in, weight: 17.5oz



INCLUDED

- ◆ Flashlight
- ◆ Rechargeable Lithium-ion battery
- ◆ Anti-roll grip
- ◆ Wall /vehicle mountable charger
- ◆ AC power supply
- ◆ 12 V DC power supply



High-efficiency deep parabolic reflector

Body switch

MODELS/ACCESSORIES

| MODEL | Description |
|--------------|---|
| NSR-9744XL | Rechargeable dual switch (flashlight) and single switch (floodlight) metal dual-light with wall/vehicle mountable charger, battery, AC and 12V DC charging cords and anti-roll ring – Black |
| NSR-9744XLDC | Rechargeable dual switch (flashlight) and single switch (floodlight) metal dual-light with wall/vehicle mountable charger, battery, 12V DC charging cord and anti-roll ring – Black |
| NSR-9744XLLB | Rechargeable dual switch (flashlight) and single switch (floodlight) metal dual-light with battery and anti-roll ring – Black |
| 9700-BATT | Replacement Lithium-ion battery |
| 9600-USB | USB cord – 27in |
| 9600-RCONE | Red safety cone |
| 9600-YCONE | Yellow safety cone |
| 9600-BCONE | Blue safety cone |
| 9600-CHGR5 | 5 bank charger |
| 9914-DW | Direct wire kit |



Safety cones



USB charging cable



Spare Lithium-ion rechargeable battery



Five bank charger



Direct wire kit

Full-Size Flashlight

Rechargeable - Multi-Function



This rechargeable metal multi-function full-size flashlight uses a CREE® LED rated at 420 lumens that works in conjunction with a high-efficiency deep parabolic reflector to create a usable beam rated at 500 meters. The body switch provides momentary or constant-on functionality, a set of user selectable high, medium or low-brightness settings as well as a disorienting strobe. The housing, tail-cap and bezel are made from aircraft-grade 6061-T6 aluminum and have a Type 3 hard anodized finish. Power comes from a rechargeable Lithium-ion battery.



420 Lumens

NSR-9746B



- ◆ 4.25 Hours run-time
- ◆ Momentary or constant-on with 3 brightness levels & strobe
- ◆ Beam distance rated at 500 meters
- ◆ Aircraft-grade 6061-T6 aluminum housing
- ◆ Powered by Lithium-ion rechargeable battery

Full-Size - Metal


NSR 9700 Series

FEATURES

- ◆ CREE® LED technology – 50,000 + hours LED life
- ◆ Momentary or constant-on plus 3 brightness levels & strobe
- ◆ Sharp focused beam
- ◆ Aircraft-grade 6061-T6 aluminum housing, tail-cap and bezel
- ◆ Type 3 hard anodized finish
- ◆ Non-slip grip
- ◆ Single body switch
- ◆ Waterproof
- ◆ Impact & chemical resistant
- ◆ Serialized for personal identification
- ◆ Powered by rechargeable Lithium-ion battery (included)
- ◆ Limited Lifetime Warranty*

SPECIFICATIONS

- ◆ Lumens: high-420, medium-225, low-45, strobe-400
- ◆ Run-time: high-4.25 hrs, medium-10 hrs, low-63 hrs, strobe-8 hrs
- ◆ Recharge time: 6 hours
- ◆ Beam distance: 500 meters
- ◆ Water rating: IP-X7 waterproof
- ◆ Drop rating: 2 meters
- ◆ Length: 12.8in, head diameter: 2.4in, handle diameter: 1.2in, weight: 22.5oz



High-efficiency deep parabolic reflector

Body switch

INCLUDED

- ◆ Flashlight
- ◆ Rechargeable Lithium-ion battery
- ◆ Wall /vehicle mountable charger
- ◆ AC power supply
- ◆ 12 V DC power supply



MODELS/ACCESSORIES

| MODEL | Description |
|-------------|--|
| NSR-9746B | Rechargeable single switch metal flashlight with wall/vehicle mountable charger, battery, AC and 12V DC charging cords/black |
| NSR-9746BDC | Rechargeable single switch metal flashlight with wall/vehicle mountable charger, battery, 12V DC charging cord/black |
| NSR-9746BLB | Rechargeable single switch metal flashlight with battery |
| 9700-BATT | Replacement Lithium-ion battery |
| 9600-USB | USB cord – 27in |
| 9700-RCONE | Red safety cone |
| 9700-YCONE | Yellow safety cone |
| 9700-BCONE | Blue safety cone |
| 9850-BRBW | Basket weave leather belt ring |
| 9850-BRN | Nylon belt ring |
| 9850-BRPL | Patent leather belt ring |
| 9850-BRSL | Standard leather belt ring |
| 9600-CHGR5 | 5 bank charger |
| 9914-DW | Direct wire kit |



Safety cones



Direct wire kit



Spare Lithium-ion rechargeable battery



Five bank charger



USB charging cable



Belt rings

Multi-Purpose - Polymer

Multi-Function Flashlight-Floodlight-Dual-Light

Flashlight



Floodlight



Dual-Light



These non-rechargeable multi-function Dual-Lights use a single body switch offering the user a choice of flashlight, floodlight or dual-light operation. The compact oval design makes them convenient to use and carry. Their water resistant housings are made from engineered polymer and have a soft touch finish. The 1224 models have an integrated body magnet for hands-free use. Power comes from 2 included AAA batteries (1206) and 4 included AAA batteries (1224).



65 Flashlight
Lumens

100 Floodlight
Lumens

125 Dual-Light
Lumens

- ◆ 5 Hours run-time
- ◆ Integrated hands-free magnet (1224)
- ◆ Focused-beam flashlight
- ◆ Wide-area non-focused floodlight

NSP-1224R

NSP-1224B




NSP-1206R

NSP-1206B

Multi-Purpose - Polymer

FEATURES: ALL MODELS

- ◆ Bright LEDs – 35,000 + hours LED life
- ◆ Flashlight – floodlight – dual-light
- ◆ Soft-touch grip
- ◆ Water resistant
- ◆ Non-slip grip
- ◆ Comfortable oval shape
- ◆ Impact & chemical resistant polymer housing
- ◆ Integrated body magnet (1224 only)
- ◆ Powered by 4 AAA batteries (1224) & 2 AAA batteries (1206) included
- ◆ 1 Year Warranty***



High-efficiency deep parabolic reflector (1224)

Integrated magnet with single switch control for flashlight floodlight and dual-light (1224)



Four bright LEDs (1206)

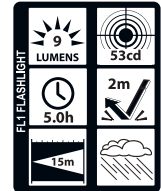


Single switch control for flashlight floodlight and dual-light (1206)

| MODEL |
|-----------|
| NSP-1206B |
| NSP-1206R |
| NSP-1224B |
| NSP-1224R |

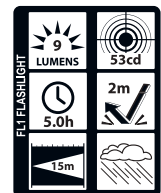
NSP-1206R-SPECIFICATIONS

- ◆ Lumens: flashlight-9, floodlight-16, dual-light-17
- ◆ Run-time: flashlight-5 hrs, floodlight-7 hrs, dual-light-4 hrs
- ◆ Water rating: IP-X4 water resistant
- ◆ Drop rating: 2 meters
- ◆ Length: 4.4in, Width: 1.1 x 0.8in, Weight: 1.8oz



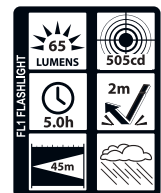
NSP-1206B-SPECIFICATIONS

- ◆ Lumens: flashlight-9, floodlight-16, dual-light-17
- ◆ Run-time: flashlight-5 hrs, floodlight-7 hrs, dual-light-4 hrs
- ◆ Water rating: IP-X4 water resistant
- ◆ Drop rating: 2 meters
- ◆ Length: 4.4in, Width: 1.1 x 0.8in, Weight: 1.8oz



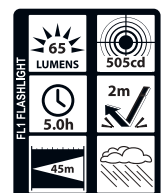
NSP-1224R-SPECIFICATIONS

- ◆ Lumens: flashlight-65, floodlight-100, dual-light-125
- ◆ Run-time: flashlight-5 hrs, floodlight-2.5 hrs, dual-light-2.25 hrs
- ◆ Water rating: IP-X4 water resistant
- ◆ Drop rating: 2 meters
- ◆ Length: 7.9in, Width: 1.1 x 0.8in, Weight: 5.2oz



NSP-1224B-SPECIFICATIONS

- ◆ Lumens: flashlight-65, floodlight-100, dual-light-125
- ◆ Run-time: flashlight-5 hrs, floodlight-2.5 hrs, dual-light-2.25 hrs
- ◆ Water rating: IP-X4 water resistant
- ◆ Drop rating: 2 meters
- ◆ Length: 7.9in, Width: 1.1 x 0.8in, Weight: 5.2oz



INCLUDED

- ◆ Flashlight
- ◆ 2 AAA batteries (1206) & 4 AAA batteries (1224)

Multi-Purpose - Polymer

Multi-Function Flashlight-Floodlight-Dual-Light

Flashlight



Floodlight



Dual-Light



This non-rechargeable multi-function dual-light features a focused-beam flashlight for distance illumination and a non-focused floodlight for close-up lighting. With its dual-switch design, the user can select between flashlight as well as full-power or half-power floodlight. Additionally this light offers the ability to turn both the flashlight and the floodlight on at the same time for even greater functionality. A hands-free dual-angle stand, clip-on magnet and impact bumpers are included. Power comes from 4 included AA batteries.



150 Flashlight
Lumens

120/60 Floodlight
Lumens

270 Dual-Light
Lumens

- ◆ Dual switch function
- ◆ Focused-beam flashlight
- ◆ Wide-area unfocused floodlight
- ◆ Dual-light (flashlight and floodlight together)



NSP-1260

Multi-Purpose - Polymer

FEATURES

- ◆ Bright LEDs – 35,000 + hours LED life
- ◆ Flashlight – floodlight – dual-light
- ◆ Focused beam flashlight
- ◆ Wide-beam unfocused floodlight
- ◆ Dual-light (flashlight & floodlight mode at same time) for maximum versatility
- ◆ Engineered polymer housing
- ◆ Non-slip grip
- ◆ Comfortable oval shape
- ◆ Soft touch finish
- ◆ Dual body switches
- ◆ Water resistant
- ◆ Impact & chemical resistant
- ◆ Powered by four premium AA alkaline batteries (included)
- ◆ 1 Year Warranty***

SPECIFICATIONS

- ◆ Lumens: flashlight-150, full-power floodlight-120, half-power floodlight-60, dual-light-270
- ◆ Run-time: flashlight-10 hrs, full-power floodlight-4 hrs, half-power floodlight-10 hrs, dual-light-3 hrs
- ◆ Water rating: IP-X4 water resistant
- ◆ Drop rating: 2 meters
- ◆ Length: 10.9in, width: 1.3 x .9in, weight: 8.2oz

INCLUDED WITH FLASHLIGHT

- ◆ 4 AA premium alkaline batteries
- ◆ Impact bumpers & clip-magnet
- ◆ Hands-free dual-angle stand

MODELS ACCESSORIES

| MODEL | Description |
|--------------|---------------------|
| NSP-1260 | 61 LEDs |
| 1160-BASE | Large magnetic base |
| 1200-MAGNET | Clip-on magnet |
| 1260-BUMPERS | Impact Bumpers |
| 1260-RCONE | Red safety cone |
| 1260-YCONE | Yellow safety cone |



High-efficiency deep parabolic reflector



Dual switch control with impact bumpers (included)



Hands-free stand (included)



Clip-magnet (included)



Large Magnetic Base



Clip-on Magnet



Impact bumpers



Safety cones



Multi-Purpose - Polymer

Dual-Switch Dual-Lights

Non-Rechargeable - Polymer

Flashlight



Floodlight



Dual-Light



These non-rechargeable dual-switch Dual-Lights each have two body switches offering the user a choice of flashlight, floodlight or dual-light operation. Their compact oval design makes them convenient to use and carry. Their water resistant housings are made from engineered polymer and have a soft touch finish. The 1400B/R/T each have a white flashlight and a white floodlight. The 1402 has a white flashlight and a red floodlight, and the 1404 has a white flashlight and a green floodlight. All models include a removable pocket/belt clip. Power comes from 2 included AAA batteries.



60 Flashlight
Lumens

25 Floodlight
Lumens

90 Dual-Light
Lumens



NSP-1400B

- ◆ 3 Hours run-time
- ◆ Focused-beam flashlight
- ◆ Wide-area non-focused floodlight
- ◆ Floodlight color: White (1400), Red (1402) & Green (1404)

Flashlight



Floodlight



Dual-Light



NSP-1400R

NSP-1400T

NSP-1402B

NSP-1404B

Multi-Purpose - Polymer

FEATURES: ALL MODELS

- ◆ CREE® LED technology – 50,000 + hours LED
- ◆ Flashlight – floodlight – dual-light
- ◆ Focused flashlight beam for distance illumination
- ◆ Unfocused wide-beam floodlight for close-up illumination
- ◆ Red floodlight (1402) and green floodlight (1404) for night vision preservation
- ◆ Dual-light (flashlight and white floodlight on at the same time) for maximum versatility
- ◆ Engineered polymer housing
- ◆ Dual body switches
- ◆ Non-slip grip
- ◆ Water resistant
- ◆ Impact & chemical resistant
- ◆ Powered by 2 AAA premium batteries (included)
- ◆ Limited Lifetime Warranty*



High-efficiency deep parabolic reflector



Dual body switches

INCLUDED

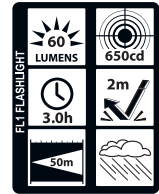
- ◆ Flashlight
- ◆ 2 AAA batteries
- ◆ Removable pocket clip

| MODEL |
|-----------|
| NSP-1400B |
| NSP-1400R |
| NSP-1400T |
| NSP-1402B |
| NSP-1404B |



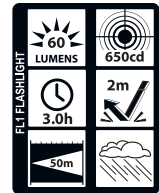
NSP-1400B SPECIFICATIONS

- ◆ Lumens: flashlight-60, floodlight-25, dual-light-90
- ◆ Run-time: flashlight-3 hrs, floodlight-3 hrs, dual-light-1.5 hrs
- ◆ Water rating: IP-X4 water resistant
- ◆ Drop rating: 2 meters
- ◆ Length: 5.3in, diameter: 0.8 x 1.1in, weight: 2.2oz



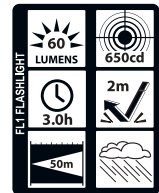
NSP-1400R SPECIFICATIONS

- ◆ Lumens: flashlight-60, floodlight-25, dual-light-90
- ◆ Run-time: flashlight-3 hrs, floodlight-3 hrs, dual-light-1.5 hrs
- ◆ Water rating: IP-X4 water resistant
- ◆ Drop rating: 2 meters
- ◆ Length: 5.3in, diameter: 0.8 x 1.1in, weight: 2.2oz



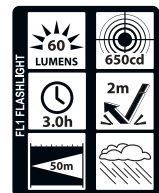
NSP-1400T SPECIFICATIONS

- ◆ Lumens: flashlight-60, floodlight-25, dual-light-90
- ◆ Run-time: flashlight-3 hrs, floodlight-3 hrs, dual-light-1.5 hrs
- ◆ Water rating: IP-X4 water resistant
- ◆ Drop rating: 2 meters
- ◆ Length: 5.3in, diameter: 0.8 x 1.1in, weight: 2.2oz



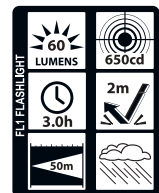
NSP-1402B SPECIFICATIONS

- ◆ Lumens: flashlight-60, floodlight-15
- ◆ Run-time: flashlight-3 hrs, floodlight-2.8 hrs
- ◆ Water rating: IP-X4 water resistant
- ◆ Drop rating: 2 meters
- ◆ Length: 5.3in, diameter: 0.8 x 1.1in, weight: 2.2oz



NSP-1404B SPECIFICATIONS

- ◆ Lumens: flashlight-60, floodlight-10
- ◆ Run-time: flashlight-3 hrs, floodlight-5.5 hrs
- ◆ Water rating: IP-X4 water resistant
- ◆ Drop rating: 2 meters
- ◆ Length: 5.3in, diameter: 0.8 x 1.1in, weight: 2.2oz



Dual-Lights with Magnet

Flashlight



Floodlight



Dual-Light



These non-rechargeable Dual-Lights use a CREE® LED rated at 130 lumens paired with a high-efficiency deep parabolic reflector, creating a flashlight beam with an effective range of 181 meters (over 590 feet). Additionally, built into the handle is a 110 lumen floodlight. Unlike the flashlight beam, the light coming out of the floodlight does not have a reflector so the light spreads out in a wide, even, unfocused pattern of light... perfect for lighting up things that are close. The waterproof design, in combination with an impact and chemical resistant engineered polymer housing, make these tough little lights, one of the best values around. Additionally, the integrated magnet located in the base of the handle, provides for almost limitless hands-free usage.

The flashlight is actuated by means of the top body switch providing both momentary and constant-on functionality. The floodlight is operated using the bottom button. Additionally, both lights can be turned on at the same time for even more versatile lighting options. Now you have a light for distance and one for close up work.



130 Flashlight
Lumens

110 Floodlight
Lumens

- ◆ 9.5 Hours run-time
- ◆ Integrated hands-free magnet
- ◆ Beam distance rated at 181 meters

NSP-2422R



NSP-2422B



Multi-Purpose - Polymer

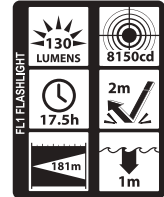
NSP 2400 Series

FEATURES: ALL MODELS

- ◆ Flashlight – floodlight – dual-light
- ◆ CREE® LED technology – 50,000 + hours LED life
- ◆ Momentary or constant-on flashlight
- ◆ Sharp focused flashlight beam for distance illumination
- ◆ Unfocused wide-beam floodlight for close-up illumination
- ◆ Dual-light (flashlight & floodlight at same time) for maximum versatility
- ◆ Powerful integrated magnet built into the base for multiple hands-free options
- ◆ Engineered polymer housing
- ◆ Non-slip grip
- ◆ Dual body switches
- ◆ Waterproof
- ◆ Impact & chemical resistant
- ◆ Built-in pocket/belt clip
- ◆ Includes removable lanyard
- ◆ Powered by 3 AA premium batteries (included)
- ◆ Limited Lifetime Warranty*

SPECIFICATIONS

- ◆ Lumens: flashlight-130, floodlight-110, dual-light-235
- ◆ Run-time: flashlight-9.5 hrs, floodlight-10.5 hrs, dual-light-6 hrs
- ◆ Beam distance: 181 meters
- ◆ Water rating: IP-X7 waterproof
- ◆ Drop rating: 2 meters
- ◆ Length: 7in, head diameter: 1.8in, handle diameter: 1 x 1.3in, weight: 6.4oz



INCLUDED

- ◆ Flashlight with built-in pocket/belt clip
- ◆ Removable lanyard



Built in pocket/belt clip



Dual body switches



High-efficiency deep parabolic reflector



Wide-beam floodlight



Hands-free magnet in base



Non-slip grip

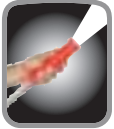
MODEL

NSP-2422B

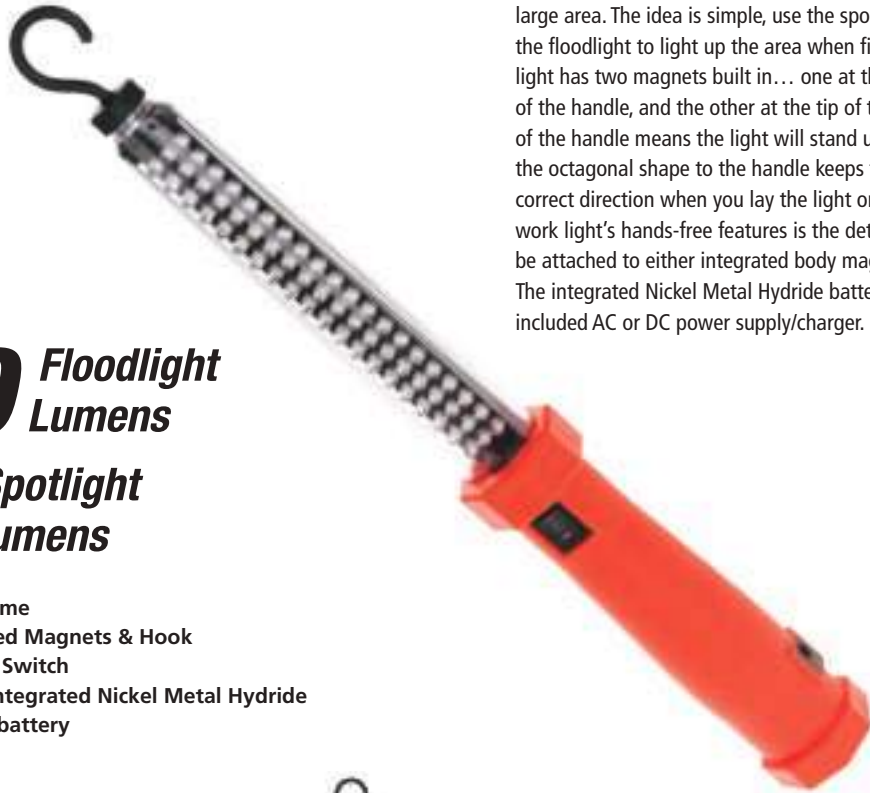
NSP-2422R

Multi-Purpose Work Lights Rechargeable

Flashlight



Floodlight



This rechargeable all LED Work Light has both a spotlight and a floodlight built in. The spotlight, located in the base of the handle, is rated at 32 Lumens. It's perfect for putting a narrow beam of light into a specific area. The floodlight, rated at 230 Lumens, is designed for lighting up a large area. The idea is simple, use the spotlight to find the problem, and the floodlight to light up the area when fixing the problem. The work light has two magnets built in... one at the balance point in the middle of the handle, and the other at the tip of the light. The flat-bottom design of the handle means the light will stand up on most flat surfaces, and the octagonal shape to the handle keeps the floodlight aimed in the correct direction when you lay the light on its side. Further adding to the work light's hands-free features is the detachable magnetic hook. It can be attached to either integrated body magnet and rotated 360 degrees. The integrated Nickel Metal Hydride battery can be recharged with the included AC or DC power supply/charger.

230 Floodlight
Lumens

32 Spotlight
Lumens

- ◆ 3 Hours run-time
- ◆ Dual Integrated Magnets & Hook
- ◆ Single Rocker Switch
- ◆ Powered by integrated Nickel Metal Hydride rechargeable battery



NSR-2166R

NSR-2166B



Multi-Purpose - Rechargeable

NSR 2100 Series

FEATURES: ALL MODELS

- ◆ Light has 60 LEDs rated at 230 lumens arranged in a floodlight pattern and 6 LEDs in the base of the handle rated at 32 lumens serving as a spotlight
- ◆ Two built-in magnets, one at the tip of the light and the other at the mid-point of the body for hands-free use
- ◆ Magnetic hook can be attached to either of the built-in magnets and can be rotated 360 degrees for even more hands-free versatility
- ◆ Octagonal body design keeps the light in place when laid on its side
- ◆ Flat bottom design allows the light to stand up
- ◆ Water Resistant
- ◆ Impact & chemical resistant
- ◆ Integrated Nickel Metal Hydride (NiMH) battery
- ◆ Includes both AC & DC power supply/charger
- ◆ 1-Year Limited Warranty*

SPECIFICATIONS

- ◆ Lumens: floodlight 230, spotlight 32
- ◆ Run-time: floodlight 3 hrs, spotlight 18 hrs
- ◆ Recharge time: 8 hrs
- ◆ Water rating: IP-X4 water resistant
- ◆ Drop rating: 2 meters
- ◆ Length: 14.3in, head diameter: 1.4in, handle diameter: 1.8in, weight: 16oz

INCLUDED

- ◆ Worklight with built-in dual magnets (body & tip)
- ◆ Integrated Nickel Metal Hydride battery
- ◆ Removeable hook
- ◆ AC power supply/charger
- ◆ 12 V DC power supply/charger



6 LED Spotlight



Magnet on top with removable hook



Magnet on body with removable hook



Using the floodlight



Using the spotlight

MODEL

NSR-2166B

NSR-2166R

Dual-Light Headlamps

These non-rechargeable dual-light headlamps each feature a multi-position tilt head design and include an elastic head strap with a non-slip lining. The top mounted switch provides user selectable spotlight/floodlight/dual-light operation. Power comes from 3 AAA premium batteries (included).




NSP-4602B

30 Lumens
Dual-Light

9 Lumens
Spotlight

30 Lumens
Floodlight




NSP-4602B

NSP-4604B

80 Lumens
Dual-Light

55 Lumens
Spotlight

40 Lumens
Floodlight



NSP-4604B

- ◆ Single switch control
- ◆ Engineered polymer housing
- ◆ Powered by 3 AAA batteries (included)



Headlamps

NSP 4600 Series



FEATURES: ALL MODELS

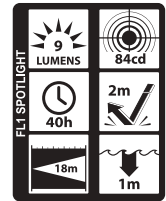
- ◆ CREE® LED technology – 50,000 + hours LED life
- ◆ Spotlight – floodlight – dual-light
- ◆ Focused spotlight beam for distance illumination
- ◆ Unfocused wide-beam floodlight for close-up illumination
- ◆ Dual-light (spotlight & floodlight at same time) for maximum versatility
- ◆ Engineered polymer housing
- ◆ Single switch located on top of light
- ◆ Adjustable ratchet tilt head
- ◆ Non-slip elastic head strap
- ◆ Waterproof
- ◆ Impact & chemical resistant
- ◆ Powered by 3 premium AAA alkaline batteries (included)
- ◆ Limited Lifetime Warranty*

INCLUDED

- ◆ Headlamp
- ◆ 3 premium alkaline AAA batteries
- ◆ Non-slip elastic head strap

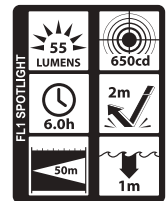
NSP-4602B SPECIFICATIONS

- ◆ Lumens: spotlight-9, floodlight-30, dual-light-30
- ◆ Run-time: spotlight-40 hrs, floodlight-11 hrs, dual-light-16 hrs
- ◆ Beam distance: 18 meters
- ◆ Water rating: IP-X7 waterproof
- ◆ Drop rating: 2 meters
- ◆ Width: 2.4in, height: 1.9in, depth: 1.8in, weight: 3.3oz



NSP-4604B SPECIFICATIONS

- ◆ Lumens: spotlight-55, floodlight-40, dual-light-80
- ◆ Run-time: spotlight-6 hrs, floodlight-8 hrs, dual-light-5 hrs
- ◆ Beam distance: 50 meters
- ◆ Water rating: IP-X7 waterproof
- ◆ Drop rating: 2 meters
- ◆ Width: 2.4in, height: 1.9in, depth: 1.8in, weight: 3.3oz



MODEL

| |
|-----------|
| NSP-4602B |
| NSP-4604B |



Multi-Function Headlamps

NSP-4608B

115 Lumens
Dual-Light

100/60 Lumens
Spotlight

90/50 Lumens
Floodlight

Spot High Spot Low Flood High



Flood Low Dual



NSP-4608B



These non-rechargeable multi-function headlamps each feature a multi-position tilt head design and include an elastic head strap with a non-slip lining. The top mounted dual switches provide high/low-brightness spotlight and high/low-brightness floodlight (4608), and high/low brightness spotlight and white/red/green floodlight (4610) operation. Additionally, the spotlight & white floodlight settings on the 4608 can be selected simultaneously for even greater functionality. Power comes from 3 AAA premium batteries (included).

NSP-4610B

150/80 Lumens
Spotlight

100 Lumens
White Floodlight


9 Lumens
Red Floodlight

18 Lumens
Green Floodlight

Spot High Spot Low White Flood



Red Flood Green Flood



NSP-4610B



- ◆ Beam distance rated at 77/60 meters
- ◆ Dual-brightness spotlight and multiple brightness/color floodlight modes
- ◆ Engineered polymer housing
- ◆ Powered by 3 AAA batteries (included)

Headlamps

NSP 4600 Series



NSP-4608B



NSP-4610B

FEATURES: ALL MODELS

- ◆ CREE® LED technology – 50,000 + hours LED life
- ◆ High/low-brightness spotlight – high/low-brightness floodlight – dual-light (4608)
- ◆ High/low-brightness spotlight – white/red/green floodlight (4610)
- ◆ Focused spotlight beam for distance illumination
- ◆ Unfocused wide-beam floodlight for close-up illumination
- ◆ Colored floodlight for night vision preservation (4610)
- ◆ Dual-light (spotlight & white floodlight mode at same time, 4608) for maximum versatility
- ◆ Engineered polymer housing
- ◆ Dual switches located on top of light
- ◆ Adjustable ratchet tilt head
- ◆ Non-slip elastic head strap
- ◆ Waterproof
- ◆ Impact & chemical resistant
- ◆ Powered by 3 premium AAA alkaline batteries (included)
- ◆ Limited Lifetime Warranty*

INCLUDED

- ◆ Headlamp
- ◆ 3 premium alkaline AAA batteries
- ◆ Non-slip elastic head strap

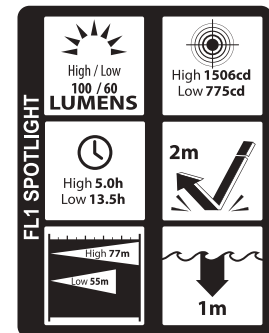
MODEL

NSP-4608B
NSP-4610B



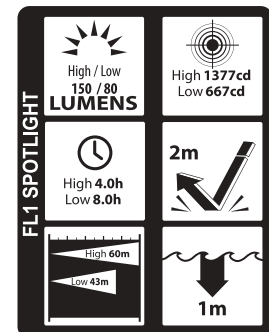
NSP-4608B SPECIFICATIONS

- ◆ Lumens: high spotlight-100, low spotlight-60, high floodlight-90, low floodlight-50, dual-light-115
- ◆ Run-time: high spotlight-5 hrs, low spotlight-13.5 hrs, high floodlight-4.25 hrs, low floodlight-13.75 hrs, dual-light-3.5 hrs
- ◆ Beam distance: 77 meters
- ◆ Water rating: IP-X7
- ◆ Drop rating: 2 meters
- ◆ Width: 2.6in, height: 2.1in, depth: 1.8in, weight: 3.3oz



NSP-4610B SPECIFICATIONS

- ◆ Lumens: high spotlight-150, low spotlight-80, white floodlight-100, red floodlight-9, green floodlight-18
- ◆ Run-time: high spotlight-4 hrs, low spotlight-8 hrs, white floodlight-4 hrs, red floodlight-25 hrs, green floodlight-22.5 hrs
- ◆ Beam distance: 60 meters
- ◆ Water rating: IP-X7
- ◆ Drop rating: 2 meters
- ◆ Width: 2.6in, height: 2.1in, depth: 1.8in, weight: 3.3oz



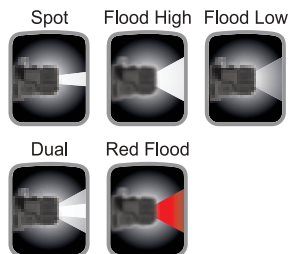
Dual-Light Multi-Function Headlamp

175 Lumens
Dual-Light

100 Lumens
Spotlight

90/20 Lumens
White Floodlight

18 Lumens
Red Floodlight



- ◆ Beam distance rated at 140 meters
- ◆ Spotlight, dual brightness white/red floodlight modes
- ◆ Engineered polymer housing
- ◆ Powered by 3 AA Premium batteries (included)



This headlamp is the ideal hands-free lighting tool when working in a location where maximum lighting options and maximum run-times are a requirement. The top mounted dual switches provide white spotlight, high & low-brightness white floodlight, red floodlight and dual-light control. With the battery compartment located in the back, optimal balance is achieved whether the light is worn directly on the head or on a hard hat. The light includes two straps... the heavy-duty rubber head strap for use on a hard hat and the non-slip elastic head strap for use on a ball cap or directly on the user's head. Power is supplied from 3 included AA batteries.



NSP-4612B

Headlamps

NSP 4600 Series

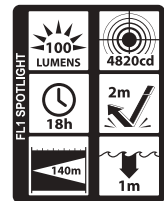


FEATURES

- ◆ CREE® LED technology – 50,000 + hours LED life
- ◆ Spotlight – high/low-brightness white floodlight – red floodlight
- ◆ Focused spotlight beam for distance illumination
- ◆ Unfocused wide-beam floodlight for close-up illumination
- ◆ Red floodlight for night vision preservation
- ◆ Dual-light (spotlight and white floodlight on at the same time) for maximum versatility
- ◆ Engineered polymer housing
- ◆ Dual switches located on top of light
- ◆ Adjustable ratchet tilt head
- ◆ Non-slip elastic head strap
- ◆ Heavy-duty rubber strap for hard hat applications
- ◆ Waterproof
- ◆ Impact & chemical resistant
- ◆ Powered by 3 premium AA alkaline batteries (included)
- ◆ Limited Lifetime Warranty*

SPECIFICATIONS

- ◆ Lumens: spotlight-100, high floodlight-90, low floodlight-20, red floodlight-18, dual-light-175
- ◆ spotlight-18 hrs, high floodlight-13.5 hrs, low floodlight-75 hrs, red floodlight-37 hrs, dual-light-3.5 hrs
- ◆ Beam distance: 140 meters
- ◆ Water rating: IP-X7
- ◆ Drop rating: 2 meters
- ◆ Width: 3.3in, height: 3.5in, weight: 9.5oz



INCLUDED

- ◆ Headlamp
- ◆ 3 Premium alkaline AA batteries
- ◆ Elastic non-slip head strap
- ◆ Heavy-duty rubber hard hat strap

MODEL
NSP-4612B



Heavy-duty rubber head strap

XPP 5410 Series

Intrinsically Safe

Polymer Penlights



These non-rechargeable penlights are cETLus, ATEX and IECEx listed Intrinsically Safe for use in both above and below ground hazardous locations where explosive gases and dusts may be present. They are ultra-compact and super slim with a powerful light output designed to illuminate very tight spaces. The tail-cap switch provides momentary or constant-on functionality. Power comes from 2 AAA (5410) & 3 AAAA (5412) premium batteries (included).

INTRINSICALLY SAFE



Flashlight



Flashlight



**30
or
50**

Lumens

- ◆ cETLus, ATEX and IECEx listed Intrinsically Safe for use in both above and below ground hazardous locations where explosive gases and dusts may be present.
- ◆ Engineered polymer housing
- ◆ Powered by AAA/AAAA batteries



XPP-5410G

XPP-5412G

Intrinsically Safe

XPP 5410 Series

FEATURES: ALL MODELS

- ◆ CREE® LED technology – 50,000 + hours LED life
- ◆ Momentary or constant-on flashlight
- ◆ Sharp focused beam for distance illumination
- ◆ Engineered polymer housing
- ◆ Single tail-switch
- ◆ Waterproof
- ◆ Impact & chemical resistant
- ◆ Built-in pocket/belt clip
- ◆ Powered by 2 AAA batteries (5410) & 3 AAAA batteries (5412) included
- ◆ Limited Lifetime Warranty*

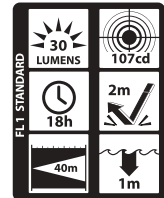
SAFETY RATING

cETLus, ATEX and IECEx listed Intrinsically Safe for use in both above and below ground hazardous locations where explosive gases and dusts may be present.

Patent 7,738,229

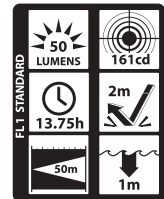
XPP-5410G SPECIFICATIONS

- ◆ Lumens: 30
- ◆ Run-time: 18 hrs
- ◆ Beam distance: 40 meters
- ◆ Water rating: IP-X7 waterproof
- ◆ Drop rating: 2 meters
- ◆ Length: 5.8in, head diameter: 0.9in, handle diameter: 0.7in, weight: 1.9oz



XPP-5412G SPECIFICATIONS

- ◆ Lumens: 50
- ◆ Run-time: 13.75 hrs
- ◆ Beam distance: 50 meters
- ◆ Water rating: IP-X7 waterproof
- ◆ Drop rating: 2 meters
- ◆ Length: 6.8in, head diameter: 0.6in, handle diameter: 0.5in, weight: 1.5oz



INCLUDED

- XPP-5410G**
- ◆ Flashlight
 - ◆ 2 AAA premium alkaline batteries
- XPP-5412G**
- ◆ Flashlight
 - ◆ 3 AAAA premium alkaline batteries



XPP-5410G

XPP-5412G

High-efficiency deep parabolic reflector

Push-button tail-cap switch

MODEL

XPP-5410G
XPP-5412G



XPP 5420 series

Intrinsically Safe

Polymer Flashlights



These non-rechargeable flashlights are cETLus, ATEX, IECEx and MSHA listed Intrinsically Safe Permissible for use in both above and below ground hazardous locations where explosive gases and dusts may be present. They each use a CREE® LED rated at 140 lumens that works in conjunction with a high-efficiency deep parabolic reflector to create a usable flashlight beam rated at 180 meters. The single body switch provides momentary or constant-on functionality. Power comes from 3 AA batteries (not included).

INTRINSICALLY SAFE



Flashlight



XPP-5420G

140 Lumens

- ◆ cETLus, ATEX, IECEx and MSHA listed Intrinsically Safe Permissible for use in both above and below ground hazardous locations where explosive gases and dusts may be present.
- ◆ Beam distance rated at 180 meters
- ◆ Engineered polymer housing



XPP-5420B

XPP 5420 Series

Intrinsically Safe

Polymer Dual-Lights



These non-rechargeable dual-lights are cETLus, ATEX, IECEx and MSHA listed Intrinsically Safe Permissible for use in both above and below ground hazardous locations where explosive gases and dusts may be present. They each use a CREE® LED rated at 120 lumens that works in conjunction with a high-efficiency deep parabolic reflector to create a usable flashlight beam rated at 170 meters. A 120 lumens unfocused floodlight is integrated into the housing which is perfect for close-up illumination. Additionally both the flashlight and the floodlight can be turned on at the same time for maximum versatility. The dual body switches provide momentary or constant-on functionality for the flashlight and on/off functionality for the floodlight. Power comes from 3 AA batteries (not included).

Flashlight



Floodlight



Dual-Light



INTRINSICALLY SAFE



120 Flashlight
Lumens

120 Floodlight
Lumens

- ◆ cETLus, ATEX, IECEx and MSHA listed Intrinsically Safe Permissible for use in both above and below ground hazardous locations where explosive gases and dusts may be present.
- ◆ Flashlight/floodlight/dual-light
- ◆ Beam distance rated at 170 meters
- ◆ Engineered polymer housing



XPP-5422B

XPP-5422G

Intrinsically Safe

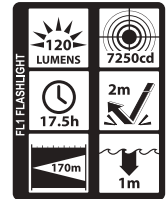
XPP 5420 Series

FEATURES: ALL MODELS

- ◆ Flashlight – floodlight – dual-light
- ◆ CREE® LED technology – 50,000 + hours LED life
- ◆ Momentary or constant-on flashlight
- ◆ Sharp focused flashlight beam for distance illumination
- ◆ Unfocused wide-beam floodlight for close-up illumination
- ◆ Dual-light (flashlight & floodlight at same time) for maximum versatility
- ◆ Engineered polymer housing
- ◆ Non-slip grip
- ◆ Dual body switches
- ◆ Waterproof
- ◆ Impact & chemical resistant
- ◆ Built-in pocket/belt clip
- ◆ Includes removable lanyard
- ◆ Requires 3 AA batteries (not included)
- ◆ Available in black & green
- ◆ Limited Lifetime Warranty*

SPECIFICATIONS

- ◆ Lumens: flashlight-120, floodlight-120, dual-light-240
- ◆ Run-time: flashlight-17.5 hrs, floodlight-17.5 hrs, dual-light-4.5 hrs
- ◆ Beam distance: 170 meters
- ◆ Water rating: IP-X7 waterproof
- ◆ Drop rating: 2 meters
- ◆ Length: 7in, head diameter: 1.8in, handle diameter: 1.5 x 1.1in, weight: 6.9oz



INCLUDED

- ◆ Flashlight with built-in pocket/belt clip
- ◆ Removable lanyard

SAFETY RATING

cETLus, ATEX, IECEx and MSHA listed Intrinsically Safe Permissible for use in both above and below ground hazardous locations where explosive gases and dusts may be present

Patent 7,738,229



Built in pocket/belt clip

Dual body switches

High-efficiency deep parabolic reflector

Wide-beam floodlight



MODEL

XPP-5422G

XPP-5422B



XPP **5450** Series

Intrinsically Safe

Dual-Function Headlamps



These non-rechargeable dual-function headlamps are cETLus, ATEX and IECEx listed Intrinsically Safe for use in both above and below ground hazardous locations where explosive gases and dusts may be present. The headlamps each feature a multi-position tilt head design and include an elastic head strap with a non-slip lining and a heavy-duty rubber head strap for use on a hard hat. The top mounted switch provides user selectable high or low brightness spotlight operation. Power comes from 3 AAA premium batteries (included).

INTRINSICALLY SAFE



XPP-5450G

60/40 Lumens
Spotlight



XPP-5450G

XPP-5452G

115/65 Lumens
Spotlight



XPP-5452G

- ◆ cETLus, ATEX and IECEx listed Intrinsically Safe for use in both above and below ground hazardous locations where explosive gases and dusts may be present.
- ◆ High/low-brightness spotlight
- ◆ 80/92 Meter beam distance
- ◆ Engineered polymer housing



Intrinsically Safe

XPP 5450 Series

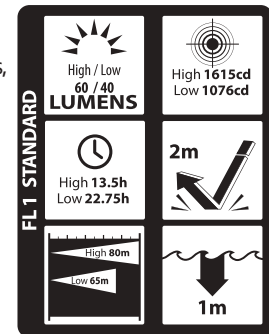


FEATURES: ALL MODELS

- ◆ CREE® LED technology – 50,000 + hours LED life
- ◆ High-brightness spotlight, low-brightness spotlight
- ◆ Focused spotlight beam for distance illumination
- ◆ Engineered polymer housing
- ◆ Single switch located on top of light
- ◆ Adjustable ratchet tilt head
- ◆ Non-slip elastic head strap
- ◆ Heavy-duty rubber strap for hard hat applications
- ◆ Waterproof
- ◆ Impact & chemical resistant
- ◆ Powered by 3 premium AAA alkaline batteries (included)
- ◆ Limited Lifetime Warranty*

XPP-5450G SPECIFICATIONS

- ◆ Lumens: high spotlight-60, low spotlight-40
- ◆ Run-time: high spotlight-13.5 hrs, low spotlight-22.75 hrs
- ◆ Beam distance: 80 meters
- ◆ Water rating: IP-X7
- ◆ Drop rating: 2 meters
- ◆ Width: 2.4in, height: 1.9in, depth: 1.8in, weight: 3.5oz



SAFETY RATING

cETLus, ATEX and IECEx listed Intrinsically Safe for use in both above and below ground hazardous locations where explosive gases and dusts may be present.

Patent 7,738,229

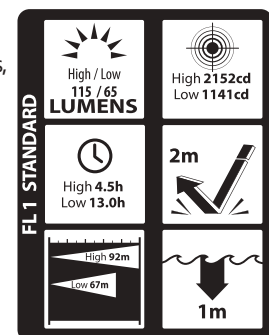


| MODEL |
|-----------|
| XPP-5450G |
| XPP-5452G |



XPP-5452G SPECIFICATIONS

- ◆ Lumens: high spotlight-60, low spotlight-40
- ◆ Run-time: high spotlight-13.5 hrs, low spotlight-22.75 hrs
- ◆ Beam distance: 80 meters
- ◆ Water rating: IP-X7
- ◆ Drop rating: 2 meters
- ◆ Width: 2.4in, height: 1.9in, depth: 1.8in, weight: 3.5oz



INCLUDED

- ◆ Headlamp
- ◆ 3 Premium alkaline AAA batteries
- ◆ Elastic non-slip head strap
- ◆ Heavy-duty rubber hard hat strap

Multi-Function Headlamps




XPP-5456G

175 Lumens
Dual-Light

100 Lumens
Spotlight

90/20 Lumens
White Floodlight

18 Lumens
Red Floodlight




XPP-5458G

190 Lumens
Dual-Light

130 Lumens
Spotlight

100/25 Lumens
Floodlight

21 Lumens
Green Floodlight



These non-rechargeable multi-function headlamps are cETLus, ATEX, IECEx and MSHA listed Intrinsically Safe Permissible for use in both above and below ground hazardous locations where explosive gases and dusts may be present. The headlamps each feature a multi-position tilt head design, a rear-mounted battery compartment and include both an elastic head strap with a non-slip lining and a heavy-duty rubber strap for use with hard hats. The top mounted dual switches provides spotlight, full-power white floodlight, half-power white floodlight and either red (5456) or green (5458) floodlight operation. Power comes from 3 AA premium batteries (included).

INTRINSICALLY SAFE



XPP-5456G

XPP-5458G

- ◆ cETLus, ATEX, IECEx and MSHA listed Intrinsically Safe Permissible for use in both above and below ground hazardous locations where explosive gases and dusts may be present.
- ◆ Beam distance rated at 140/120 meters
- ◆ Spotlight, dual brightness white/color floodlight modes
- ◆ Powered by 3 AA Premium batteries (included)



Intrinsically Safe

XPP 5450 Series

FEATURES: ALL MODELS

- ◆ Cree® LED technology – 50,000 + hours LED life
- ◆ Spotlight – high/low-brightness white floodlight – red floodlight (5456)
- ◆ Spotlight – high/low-brightness white floodlight – green floodlight (5458)
- ◆ Focused spotlight beam for distance illumination
- ◆ Unfocused wide-beam floodlight for close-up illumination
- ◆ Colored floodlight for night vision preservation (red-5456, green-5458)
- ◆ Dual-light (spotlight & any white floodlight mode at same time) for maximum versatility
- ◆ Engineered polymer housing
- ◆ Dual switches located on top of light
- ◆ Adjustable ratchet tilt head
- ◆ Non-slip elastic head strap
- ◆ Heavy-duty rubber strap for hard hat applications
- ◆ Waterproof
- ◆ Impact & chemical resistant
- ◆ Powered by 3 premium AA alkaline batteries (included)
- ◆ Limited Lifetime Warranty*

SAFETY RATING

cETLus, ATEX, IECEx and MSHA listed Intrinsically Safe Permissible for use in both above and below ground hazardous locations where explosive gases and dusts may be present.

Patent 7,738,229



Heavy-duty rubber head strap

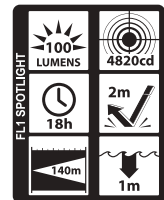
| MODEL |
|-----------|
| XPP-5456G |
| XPP-5458G |

XPP-5456G White & Red Floodlight
XPP-5458G White & Green Floodlight



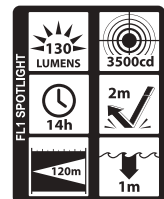
XPP-5456G SPECIFICATIONS

- ◆ Lumens: spotlight-100, high white floodlight-90, low white floodlight-20, red floodlight-18, dual-light-175
- ◆ Run-time: spotlight-18 hrs, high white floodlight-13.5 hrs, low white floodlight-75 hrs, red floodlight-37 hrs, dual-light-6.5 hrs
- ◆ Beam distance: 140 meters
- ◆ Water rating: IP-X7 waterproof
- ◆ Drop rating: 2 meters
- ◆ Width: 3.3in, height: 3.3in, depth: 3.5in, weight: 9.5oz



XPP-5458G SPECIFICATIONS

- ◆ Lumens: spotlight-130, high white floodlight-100, low white floodlight-25, green floodlight-21, dual-light-190
- ◆ Run-time: spotlight-14 hrs, high white floodlight-12.5 hrs, low white floodlight-70 hrs, green floodlight-37 hrs, dual-light-6 hrs
- ◆ Beam distance: 120 meters
- ◆ Water rating: IP-X7 waterproof
- ◆ Drop rating: 2 meters
- ◆ Width: 3.3in, height: 3.3in, depth: 3.5in, weight: 9.5oz




INCLUDED

- ◆ Headlamp
- ◆ 3 Premium alkaline AA batteries
- ◆ Elastic non-slip head strap
- ◆ Heavy-duty rubber hard hat strap

SAFETY LIGHT Series

Safety Lights

Safety Light/Flashlight



Each Safety Light combines a full-size flashlight and a floodlight/ flashing safety light in a compact, light-weight package. Two body mounted switches control the lighting functions. The top button powers the tight-beam, long-throw 150 lumens flashlight in either momentary or constant-on mode. The bottom button controls the safety light array with options for constant-on or flashing/alternating (depending on model) operation. Power comes from 4 AA batteries (included).



150 Flashlight Lumens

120 Safety Light Lumens

- ◆ Constant-on or flashing safety light
- ◆ Long-throw flashlight beam
- ◆ Long run-times
- ◆ Powered by 4 AA batteries (included)



NSP-1166




NSP-1168




NSP-1174



NSP-1176



NSP-1180



Safety Lights

SAFETY LIGHT Series

FEATURES: ALL MODELS

- ◆ Flashlight with CREE® LED technology – 50,000 + hours LED life
- ◆ Floodlight/safety light with premium LED technology – 35,000 + hours LED life
- ◆ Momentary or constant-on white flashlight (all models)
- ◆ High/low-brightness single color floodlight or flashing safety light (1166 & 1168)
- ◆ Dual-color floodlight or alternating safety light (1176 & 1180)
- ◆ White floodlight or flashing amber safety light (1174)
- ◆ Sharp focused beam flashlight
- ◆ Wide-beam unfocused floodlight/safety light
- ◆ Engineered polymer housing
- ◆ Non-slip grip
- ◆ Comfortable oval shape
- ◆ Soft touch finish
- ◆ Dual body switches
- ◆ Water resistant
- ◆ Impact & chemical resistant
- ◆ Powered by 4 premium AA alkaline batteries (included)
- ◆ Limited Lifetime Warranty*



Momentary or constant-on flashlight



High-efficiency deep parabolic reflector



NSP-1174 Shown with traffic cone and magnetic base accessories

SPECIFICATIONS

- ◆ Lumens: flashlight-150, floodlight/safety light-120
- ◆ Run-time: flashlight-10 hrs, floodlight/safety light-model dependent (see chart)
- ◆ Water rating: IP-X4 water resistant
- ◆ Drop rating: 2 meters
- ◆ Length: 10.9in, width: 1.3 x .9in, weight: 8.2oz

INCLUDED

- ◆ Safety light/flashlight
- ◆ 4 Premium AA alkaline batteries
- ◆ Magnetic clip
- ◆ Lanyard ring



MODELS/ACCESSORIES

Models

| MODEL | Safety Light Color | Safety Light Functions | Constant Safety Light Run-Time Hours | Flashing Safety Light Run-Time Hours |
|--------------|--------------------|----------------------------------|--------------------------------------|--------------------------------------|
| NSP-1166 | White | Constant – half power – flashing | 4 Full Power 8 Half Power | 16 |
| NSP-1168 | Amber | Constant – half power – flashing | 4 Full Power 8 Half Power | 16 |
| NSP-1174 | White & Amber | Constant white – flashing amber | 30 LED Floodlight = 8 | 24 |
| NSP-1174-K01 | White & Amber | Constant white – flashing amber | 30 LED Floodlight = 8 | 24 |
| NSP-1176 | White & Amber | Constant-alternating flash | 4 Full Power | 16 alternating flasher |
| NSP-1180 | Amber & Green | Constant or alternating flash | 4 constant amber / green | 16 alternating flasher |



Safety cones



Large magnetic base



Magnetic stand



Magnetic clip



NSP-1174-K01



Impact bumpers

Accessories

| MODEL | Description |
|--------------|---------------------|
| 1260-RCONE | Red cone |
| 1260-YCONE | Yellow cone |
| 1160-MSTAND | Magnet stand |
| 1160-BASE | Large magnetic base |
| 1160-MAGNET | Magnetic clip |
| 1260-BUMPERS | Impact bumpers |

Feature Overview

| | MINI -TAC | | | | | | | | TACTICAL | | | | |
|--------------------------------------|-----------|--------|--------|--------|--------|--------|--------|--------|----------|---------|---------|-----------|---------|
| | MT-100 | MT-110 | MT-120 | MT-130 | MT-200 | MT-210 | MT-220 | MT-230 | FDL-300R | TAC-300 | TAC-350 | TAC-360XL | TAC-400 |
| ANSI FL1 | ● | ● | ● | ● | ● | ● | ● | ● | ● | ● | ● | ● | ● |
| Flashlight / Floodlight / Dual-Light | | | | | | | | | | | | | |
| Multi-Function | | | | | ● | ● | ● | ● | | | | | |
| Strobe Mode | | | | | ● | ● | ● | | | | | | |
| Rechargeable Battery Pack | | | | | | | | | | | | | Li |
| Alkaline Batteries | ● | ● | ● | ● | ● | ● | ● | ● | | | | | |
| Lithium CR-123 | | | | | | | | | ● | ● | ● | ● | |
| Metal Housing | ● | ● | ● | ● | ● | ● | ● | ● | | | ● | ● | |
| Polymer Housing | | | | | | | | | ● | ● | | | ● |
| Soft-Touch Finish | | | | | | | | | | | | | |
| Waterproof | | | | | ● | ● | ● | ● | ● | ● | ● | ● | ● |
| Water Resistant | ● | ● | ● | ● | | | | | | | | | |
| Chemical Resistant | ● | ● | ● | ● | ● | ● | ● | ● | ● | ● | ● | ● | ● |
| Single Button | | | | | | | | | | | | | |
| Two Buttons | | | | | | | | | | | | | |
| Tail-Cap Switch | ● | ● | ● | ● | ● | ● | ● | ● | ● | ● | ● | ● | ● |
| Limited Lifetime Warranty | ● | ● | ● | ● | ● | ● | ● | ● | ● | ● | ● | ● | ● |
| Limited 2 Year Warranty | | | | | | | | | | | | | |
| Limited 1 Year Warranty | | | | | | | | | | | | | |

Feature Overview

| TACTICAL | | | | | | DUTY/PERSONAL-SIZE | | | | | | | FULL-SIZE | | |
|----------|-----------|---------|-----------------|---------|-----------|--------------------|----------|----------|----------|------------|------------|------------|-----------|------------|----------|
| TAC-450 | XPP-460XL | TAC-500 | XPP-540XL | TAC-550 | XPP-560XL | NSR-9512 | NSR-9514 | NSR-9612 | NSR-9614 | NSR-9920XL | NSR-9924XL | NSR-9944XL | NSR-9712 | NSR-9744XL | NSR-9746 |
| ● | ● | ● | ● | ● | ● | ● | ● | ● | ● | ● | ● | ● | ● | ● | ● |
| | | | | | | | | | | ● | ● | ● | | ● | |
| | | ● | ● | ● | ● | ● | ● | ● | ● | ● | ● | ● | ● | ● | ● |
| | | ● | ● | ● | ● | ● | ● | ● | ● | ● | ● | ● | ● | ● | ● |
| Li | Li | Li | Li ⁺ | Li | Li | Li | Li | Li | Li | Li | Li | Li | Li | Li | Li |
| | | | ● | | | | | | | | | | | | |
| ● | ● | | ● | ● | ● | | | ● | ● | | | ● | ● | ● | ● |
| | | ● | | | | ● | ● | | | ● | ● | | | | |
| ● | ● | ● | ● | ● | ● | ● | ● | ● | ● | ● | ● | ● | ● | ● | ● |
| ● | ● | ● | ● | ● | ● | ● | ● | ● | ● | ● | ● | ● | ● | ● | ● |
| | | | | | | ● | | ● | | | | | ● | | ● |
| | | | | | | | ● | | ● | ● | ● | ● | | ● | |
| ● | ● | ● | ● | ● | ● | | ● | | ● | | ● | ● | | | |
| ● | ● | ● | ● | ● | ● | ● | ● | ● | ● | ● | ● | ● | ● | ● | ● |
| | | | | | | | | | | | | | | | |
| | | | | | | | | | | | | | | | |

Feature Overview

| | MINI -TAC | | | | | | | | SAFETY LIGHTS | | | | | |
|--------------------------------------|-----------|----------|----------|----------|----------|----------|----------|----------|-----------------------|----------|----------|----------|---------------|--|
| | XPP-5410 | XPP-5412 | XPP-5420 | XPP-5422 | XPP-5450 | XPP-5452 | XPP-5456 | XPP-5458 | NSP-1162- NSP-1180 | NSP-4602 | NSP-4604 | NSP-4608 | NSP-4610 | |
| ANSI FL1 | ● | ● | ● | ● | ● | ● | ● | ● | ● | ● | ● | ● | ● | |
| Flashlight / Floodlight / Dual-Light | | | | ● | | | ● | ● | ● | ● | ● | ● | Spot Flood | |
| Multi-Function | | | | | | | ● | ● | | | | ● | ● | |
| Strobe Mode | | | | | | | | | ● | | | | | |
| Rechargeable Battery Pack | | | | | | | | | | | | | | |
| Alkaline Batteries | ● | ● | ● | ● | ● | ● | ● | ● | ● | ● | ● | ● | ● | |
| Lithium CR-123 | | | | | | | | | | | | | | |
| Metal Housing | | | | | | | | | | | | | | |
| Polymer Housing | ● | ● | ● | ● | ● | ● | ● | ● | ● | ● | ● | ● | ● | |
| Soft-Touch Finish | | | | | | | | | ● | ● | ● | ● | ● | |
| Waterproof | ● | ● | ● | ● | ● | ● | ● | ● | | ● | ● | ● | ● | |
| Water Resistant | | | | | | | | | ● | | | | | |
| Chemical Resistant | ● | ● | ● | ● | ● | ● | ● | ● | ● | ● | ● | ● | ● | |
| Single Button | | | ● | | ● | ● | | | | ● | ● | | | |
| Two Buttons | | | | ● | | | ● | ● | ● | | | ● | ● | |
| Tail-Cap Switch | ● | ● | | | | | | | | | | | | |
| Limited Lifetime Warranty | | | | | | | | | ● | ● | ● | ● | ● | |
| Limited 2 Year Warranty | ● | ● | ● | ● | ● | ● | ● | ● | | | | | | |
| Limited 1 Year Warranty | | | | | | | | | | | | | | |

Feature Overview

| | DUTY/PERSONAL-SIZE | | | | | | | |
|----------|--------------------|----------|----------|----------|----------|----------|----------|-------------|
| NSP-4612 | NSP-1206 | NSP-1224 | NSP-1260 | NSP-1400 | NSP-1402 | NSP-1404 | NSP-2422 | NSP-2166 |
| ● | ● | ● | | ● | ● | ● | ● | |
| ● | ● | ● | ● | ● | ● | ● | ● | Flash Flood |
| ● | | | ● | | | | | |
| | | | | | | | | |
| | | | | | | | | NiMH |
| ● | ● | ● | ● | ● | ● | ● | ● | |
| | | | | | | | | |
| | | | | | | | | |
| ● | ● | ● | ● | ● | ● | ● | ● | ● |
| ● | ● | ● | ● | ● | ● | ● | | |
| ● | | | | | | | ● | |
| | ● | ● | ● | ● | ● | ● | | ● |
| ● | ● | ● | ● | ● | ● | ● | ● | ● |
| | ● | ● | | | | | | ● |
| ● | | | ● | ● | ● | ● | ● | |
| | | | | | | | | |
| ● | | | | ● | ● | ● | ● | |
| | | | | | | | | |
| | ● | ● | ● | | | | | ● |

NIGHTSTICK WARRANTY

*Limited Lifetime Warranty

Product is warranted to be free from defects in workmanship and materials for the lifetime of the original owner. Includes the LEDs, housing, lenses, electronics and switches. Rechargeable batteries and chargers are warranted for one year. Primary batteries, normal wear and abuse are excluded.

**Limited 2 Year Warranty

XPR Intrinsically Safe products are warranted to be free from defects in workmanship and materials for two years from the date of purchase, this includes the LEDs, housing, lenses, electronics and switches. The battery and charger are warranted for one year. Normal wear and abuse are excluded.


































***1 Year Warranty

Product is warranted to be free from defects in workmanship and materials for one year. Batteries, normal wear and abuse are excluded.

†

May be upgraded to Lithium-ion rechargeable with optional accessories.














Product Specs

| | MODEL | Water Rating | Dual Light | Strobe Mode | Power Source | Colour | LED Life Hrs. | Flashlight/Strobe Lumens Flashlight/Strobe Run-time | Floodlight Lumens Floodlight Run-time |
|---|------------|-----------------------|---------------|-------------|--|--------|---------------|--|--|
|  | MT-100 | IP-X4 Water Resistant | | | 2 AAA Alkaline | Black | 35,000 Hours | 100 Lumens 1.5 Hours | |
|  | MT-110 | | 1 AA Alkaline | Black | 90 Lumens 1 Hour | | | | |
|  | MT-120 | | 2 AA Alkaline | Black | 140 Lumens 1.5 Hours | | | | |
|  | MT-130 | | 2 AA Alkaline | Black | 140 Lumens 1.5 Hours | | | | |
|  | MT-200 | IP-X7 Waterproof | | ✓ | 2 AAA Alkaline | Black | 35,000 Hours | 100/60/30/100 Lumens 1.5/3/4.5/2 Hours | |
|  | MT-210 | | 1 AA Alkaline | Black | 120/55/30/110 Lumens 1.5/4/6/2 Hours | | | | |
|  | MT-220 | | 2 AA Alkaline | Black | 200/90/45/200 Lumens 1.5/4/6/2 Hours | | | | |
|  | MT-230 | | 1 AA Alkaline | Blue | 3.6/10/60 Lumens 36/14/2 Hours | | | | |
|  | FDL-300R | IP-X7 Waterproof | | | Two CR-123 | Red | 50,000 Hours | 180 Lumens 3 Hours | |
|  | TAC-300B | IP-X7 Waterproof | | | Two CR-123 | Black | 50,000 Hours | 180 Lumens 3 Hours | |
|  | TAC-300T | | Tan | | | | | | |
|  | TAC-300Y | | Yellow | | | | | | |
|  | TAC-350B | IP-X7 Waterproof | | | Two CR-123 | Black | 50,000 Hours | 180 Lumens 3 Hours | |
|  | TAC-360XL | IP-X7 Waterproof | | | Two CR-123 | Black | 50,000 Hours | 350 Lumens 2 Hours | |
|  | TAC-400B | IP-X7 Waterproof | | | Rechargeable Li-ion 4 Hours (typical) | Black | 50,000 Hours | 200 Lumens 3 Hours | |
|  | TAC-400T | | Tan | | | | | | |
|  | TAC-400Y | | Yellow | | | | | | |
|  | TAC-450B | IP-X7 Waterproof | | | Rechargeable Li-ion 4 Hours (typical) | Black | 50,000 Hours | 200 Lumens 3 Hours | |
|  | TAC-460XL | IP-X7 Waterproof | | | Rechargeable Li-ion 4 Hours (typical) | Black | 50,000 Hours | 525 Lumens 2 Hours | |
|  | TAC-500B | IP-X7 Waterproof | | ✓ | Rechargeable Li-ion 4 Hours (typical) | Black | 50,000 Hours | 200/125/65/180 Lumens 3/6/12/5 Hours | |
|  | TAC-500T | | Tan | | | | | | |
|  | TAC-500Y | | Yellow | | | | | | |
|  | TAC-540XL | IP-X7 Waterproof | | ✓ | Two CR-123 (can be upgraded to rechargeable) | Black | 50,000 Hours | 800/350/140/600 Lumens 1.5/2/4.5/2.5 Hours | |
|  | TAC-550B | IP-X7 Waterproof | | ✓ | Rechargeable Li-ion 4 Hours (typical) | Black | 50,000 Hours | 200/125/65/180 Lumens 3/6/12/5 Hours | |
|  | TAC-560XL | IP-X7 Waterproof | | ✓ | Rechargeable Li-ion 4 Hours (typical) | Black | 50,000 Hours | 800/350/140/600 Lumens 2/3.75/8.75/3.25 Hours | |
|  | NSR-9512B | IP-X7 Waterproof | | ✓ | Rechargeable Li-ion 4 Hours (typical) | Black | 50,000 Hours | 350/200/55/300 Lumens 4.25/8.5/32.5/5.5 Hours | |
|  | NSR-9512Y | | Yellow | | | | | | |
|  | NSR-9514B | | Black | | | | | | |
|  | NSR-9612B | IP-X7 Waterproof | | ✓ | Rechargeable Li-ion 4 Hours (typical) | Black | 50,000 Hours | 350/200/55/300 Lumens 4.25/8.5/32.5/5.5 Hours | |
|  | NSR-9614B | | Black | | | | | | |
|  | NSR-9920XL | IP-X7 Waterproof | | | Rechargeable Li-ion 4 Hours (typical) | Red | 50,000 Hours | 650/300/100/300 Lumens 3/6/17/6 Hours | 600 Lumens 3 Hours |
|  | NSR-9924XL | | Black | ✓ | | | | | |
|  | NSR-9944XL | | Black | ✓ | | | | | |

Product Specs

| Dual-Light Lumens Dual-Light Run-time | Special Features | Dimensions | Included Accessories | Warranty |
|--|---|--|---|------------------|
| | Non-rechargeable, Aircraft-grade aluminum housing, Momentary or constant-on | Length: 5.4in, Diameter: 0.6in, Weight: .8oz | 2 AAA batteries, Removable pocket clip | Limited Lifetime |
| | Non-rechargeable, Aircraft-grade aluminum housing, Removable pocket clip, Lanyard, Momentary or constant-on | Length: 3.9in, Diameter: 0.9in, Weight: 1.5oz | 1 AA batteries, Removable pocket clip, Lanyard | Limited Lifetime |
| | Non-rechargeable, Aircraft-grade aluminum housing, Removable pocket clip, Lanyard, Momentary or constant-on | Length: 5.6in, Diameter: 0.9in, Weight: 2.3oz | 2 AA batteries, Removable pocket clip, Lanyard | Limited Lifetime |
| | Non-rechargeable, Aircraft-grade aluminum housing, Gooseneck Design, Magnetic base, Momentary or constant-on | Handle length: 5.6in, Overall Length: 15.6in, Diameter: 0.9in, Weight: 5.2 (without Magnetic Base) | 2 AA batteries, Magnetic Base, Lanyard | Limited Lifetime |
| | Non-rechargeable, Aircraft-grade aluminum housing, Removable pocket clip, Momentary or constant-on, 3 Brightness levels plus strobe | Length: 5.5in, Head diameter: 0.7in, Handle diameter: 0.6in, Weight: 1.9oz | 2 AAA batteries, Removable pocket clip | Limited Lifetime |
| | Non-rechargeable, Aircraft-grade aluminum housing, Removable pocket clip, Momentary or constant-on, 3 Brightness levels plus strobe | Length: 4in, Head diameter: 0.9in, Handle diameter: 0.6in, Weight: 2.2oz | 1 AA batteries, Removable pocket clip | Limited Lifetime |
| | Non-rechargeable, Aircraft-grade aluminum housing, Removable pocket clip, Momentary or constant-on, 3 Brightness levels plus strobe | Length: 6in, Head diameter: 0.9in, Handle diameter: 0.6in, Weight: 3.2oz | 2 AA batteries, Removable pocket clip | Limited Lifetime |
| | Non-rechargeable, Aircraft-grade aluminum housing, Removable pocket clip, Momentary or constant-on, 3 Brightness levels starting at low-brightness | Length: 4in, Head diameter: 0.9in, Handle diameter: 0.6in, Weight: 2.2oz | 1 AA batteries, Removable pocket clip | Limited Lifetime |
| | Non-rechargeable, Glass-filled nylon polymer housing, Removable pocket clip, Momentary or constant-on | Length: 5.5in, Head diameter: 1.25in, Handle diameter: 1.035in, Weight: 4.4oz | Two CR-123 batteries, Removable pocket clip | Limited Lifetime |
| | Non-rechargeable, Glass-filled nylon polymer housing, Removable pocket clip, Momentary or constant-on | Length: 5.5in, Head diameter: 1.25in, Handle diameter: 1.035in, Weight: 4.4oz | Two CR-123 batteries, Removable pocket clip | Limited Lifetime |
| | Non-rechargeable, Aircraft-grade aluminum housing, Removable pocket clip, Momentary or constant-on | Length: 5.5in, Head diameter: 1.25in, Handle diameter: 1.035in, Weight: 5.7oz | Two CR-123 batteries, Removable pocket clip | Limited Lifetime |
| | Xtreme Lumens design, Non-rechargeable, Aircraft-grade aluminum housing, Removable pocket clip, Momentary or constant-on | Length: 5.5in, Head diameter: 1.25in, Handle diameter: 1.035in, Weight: 5.7oz | Two CR-123 batteries, Removable pocket clip | Limited Lifetime |
| | Rechargeable, Glass-filled nylon polymer housing, Momentary or constant-on | Length: 6.25in, Head diameter: 1.25in, Handle diameter: 1.035in, Weight: 4.9oz | Rechargeable Lithium-ion battery, Charger, AC & DC power supply, CR-123 battery carrier | Limited Lifetime |
| | Rechargeable, Aircraft-grade aluminum housing, Momentary or constant-on | Length: 6.25in, Head diameter: 1.25in, Handle diameter: 1.035in, Weight: 6.3oz | Rechargeable Lithium-ion battery, Charger, AC & DC power supply, CR-123 battery carrier | Limited Lifetime |
| | Xtreme Lumens design, Rechargeable, Aircraft-grade aluminum housing, Momentary or constant-on | Length: 6.25in, Head diameter: 1.25in, Handle diameter: 1.035in, Weight: 6.3oz | Rechargeable Lithium-ion battery, Charger, AC & DC power supply, CR-123 battery carrier | Limited Lifetime |
| | Rechargeable, Glass-filled nylon polymer housing, Momentary or constant-on, 3 Brightness levels plus strobe | Length: 6.25in, Head diameter: 1.25in, Handle diameter: 1.035in, Weight: 5.1oz | Rechargeable Lithium-ion battery, Charger, AC & DC power supply, CR-123 battery carrier | Limited Lifetime |
| | Xtreme Lumens design, Non-rechargeable batteries included (may be upgraded to Rechargeable), Aircraft-grade aluminum housing, Momentary or constant-on, 3 Brightness levels plus strobe | Length: 6.25in, Head diameter: 1.25in, Handle diameter: 1.035in, Weight: 6.1oz | Two CR-123 batteries, CR-123 battery carrier | Limited Lifetime |
| | Rechargeable, Aircraft-grade aluminum housing, Momentary or constant-on, 3 Brightness levels plus strobe | Length: 6.25in, Head diameter: 1.25in, Handle diameter: 1.035in, Weight: 6.1oz | Rechargeable Lithium-ion battery, Charger, AC & DC power supply, CR-123 battery carrier | Limited Lifetime |
| | Xtreme Lumens design, Rechargeable, Aircraft-grade aluminum housing, Momentary or constant-on, 3 Brightness levels plus strobe | Length: 6.25in, Head diameter: 1.25in, Handle diameter: 1.035in, Weight: 6.1oz | Rechargeable Lithium-ion battery, Charger, AC & DC power supply, CR-123 battery carrier | Limited Lifetime |
| | Rechargeable, Glass-filled nylon polymer housing, Momentary or constant-on, 3 Brightness levels plus strobe | Length: 8.9in, Head diameter: 1.6in, Handle Diameter: 1.2in, Weight: 10.1oz | Rechargeable Lithium-ion battery, Charger, AC & DC power supply, Anti-roll ring | Limited Lifetime |
| | Rechargeable, Aircraft-grade aluminum housing, Momentary or constant-on, 3 Brightness levels plus strobe | Length: 8.9in, Head diameter: 1.6in, Handle Diameter: 1.2in, Weight: 12.8oz | Rechargeable Lithium-ion battery, Charger, AC & DC power supply, Anti-roll ring | Limited Lifetime |
| 600 Lumens 3 Hours | Xtreme Lumens design, Rechargeable, Glass-filled nylon polymer housing, Dual body switches, Tail cap magnet, Momentary or constant-on, 3 Brightness levels plus strobe | Length: 9.5in, Head diameter: 1.6in, Handle Diameter: 1.2in, Weight: 10.9oz | Rechargeable Lithium-ion battery, Charger, AC & DC power supply, Anti-roll ring | Limited Lifetime |
| | Xtreme Lumens design, Rechargeable, Glass-filled nylon polymer housing, Dual body switches and tail switch, Momentary or constant-on, 3 Brightness levels plus strobe | Length: 9.5in, Head diameter: 1.6in, Handle Diameter: 1.2in, Weight: 9.9oz | | |
| | Xtreme Lumens design, Rechargeable, Aircraft-grade aluminum housing, Dual body switches and tail switch, Momentary or constant-on, 3 Brightness levels plus strobe | Length: 9.5in, Head diameter: 1.6in, Handle Diameter: 1.2in, Weight: 13.2oz | | |

Product Specs

| | MODEL | Water Rating | Dual Light | Strobe Mode | Power Source | Charge Time | Colour | LED Life Hrs. | Flashlight/Strobe Lumens Flashlight/Strobe Run-time | Floodlight Lumens Floodlight Run-time |
|---|-------------------|-----------------------|------------|-------------|---------------------|-------------------|--------|--|--|--|
|  | NSR-9712B | IP-X7 Waterproof | | ✓ | Rechargeable Li-ion | 6 Hours (typical) | Black | 50,000 Hours | 350/200/55/300 Lumens 5/9.75/47/10 Hours | |
|  | NSR-9744XL | IP-X7 Waterproof | ✓ | ✓ | Rechargeable Li-ion | 6 Hours (typical) | Black | 50,000 Hours | 650/300/100/300 Lumens 4.5/9/25.5/9 Hours | 600 Lumens 4.5 Hours |
|  | NSR-9746B | IP-X7 Waterproof | | ✓ | Rechargeable Li-ion | 6 Hours (typical) | Black | 50,000 Hours | 420/225/45/400 Lumens 4.25/10/63/8 Hours | |
|  | XPP-5410G | IP-X7 Waterproof | | | 2 AAA Alkaline | | Green | 50,000 Hours | 30 Lumens 18 Hours | |
|  | XPP-5412G | IP-X7 Waterproof | | | 3 AAAA Alkaline | | Green | 50,000 Hours | 50 Lumens 13.75 Hours | |
|  | XPP-5420B | IP-X7 Waterproof | | | 3 AA Alkaline | | Black | 50,000 Hours | 140 Lumens 10 Hours | |
|  | XPP-5420G | IP-X7 Waterproof | | | 3 AA Alkaline | | Green | 50,000 Hours | 140 Lumens 10 Hours | |
|  | XPP-5422B | IP-X7 Waterproof | ✓ | | 3 AA Alkaline | | Black | 50,000 Hours | 120 Lumens 17.5 Hours | 120 Lumens 17.5 Hours |
|  | XPP-5422G | IP-X7 Waterproof | ✓ | | 3 AA Alkaline | | Green | 50,000 Hours | 120 Lumens 17.5 Hours | 120 Lumens 17.5 Hours |
|  | XPP-5450G | IP-X7 Waterproof | | | 3 AAA Alkaline | | Green | 50,000 Hours | 60/40 Lumens 13.5/22.75 Hours | |
|  | XPP-5452G | IP-X7 Waterproof | | | 3 AAA Alkaline | | Green | 50,000 Hours | 115/65 Lumens 4.5/13 Hours | |
|  | XPP-5456G | IP-X7 Waterproof | ✓ | | 3 AA Alkaline | | Green | 50,000 Hours | 100 Lumens 18 Hours | 90/20/18 Lumens 13.5/75/37 Hours |
|  | XPP-5458G | IP-X7 Waterproof | ✓ | | 3 AA Alkaline | | Green | 50,000 Hours | 130 Lumens 14 Hours | 100/25/21 Lumens 12.5/70/37 Hours |
|  | NSP-1166 | | | | | | | | | 120 Lumens 4/8/16 Hours |
|  | NSP-1168 | | | | | | | | | 120 Lumens 4/16 Hours |
|  | NSP-1174 | IP-X4 Water Resistant | ✓ | ✓ | 4 AA Alkaline | | Black | Flashlight: 50,000 Hours Safety Light: 35,000 Hours | 150 Lumens 10 Hours | 60 Lumens 8/24 Hours |
|  | NSP-1176 | | | | | | | | | 120 Lumens 4/16 Hours |
|  | NSP-1180 | | | | | | | | | 120 Lumens 4/16 Hours |

Product Specs

| Dual-Light Lumens Dual-Light Run-time | Special Features | Dimensions | Included Accessories | Warranty |
|--|--|--|---|------------------|
| | Rechargeable, Aircraft-grade aluminum housing, Momentary or constant-on, 3 Brightness levels plus strobe | Length: 11.1in, Head diameter: 1.6in, Handle diameter: 1.2in, Weight: 16.7oz | Rechargeable Lithium-ion battery, Charger, AC & DC power supply, Anti-roll ring | Limited Lifetime |
| 600 Lumens 4.5 Hours | Xtreme Lumens design, Rechargeable, Aircraft-grade aluminum housing, Dual body switches and tail switch, Momentary or constant-on, 3 Brightness levels plus strobe | Length: 11.8in, Head diameter: 1.6in, Handle diameter: 1.2in, Weight: 17.5oz | Rechargeable Lithium-ion battery, Charger, AC & DC power supply, Anti-roll ring | Limited Lifetime |
| | Rechargeable, Aircraft-grade aluminum housing, Momentary or constant-on, 3 Brightness levels plus strobe | Length: 12.8in, Head diameter: 2.4in, Handle diameter: 1.2in, Weight: 22.5oz | Rechargeable Lithium-ion battery, Charger, AC & DC power supply | Limited Lifetime |
| | cETLus, ATEX and IECEx listed Intrinsically Safe for use in both above and below ground hazardous locations where explosive gases and dusts may be present, Non-rechargeable, Engineered polymer housing, small compact size with momentary or constant-on tail switch | Length: 5.8in, Head diameter: 0.9in, Handle diameter: 0.7in, Weight: 1.9oz | Two AAA batteries | Limited Lifetime |
| | cETLus, ATEX and IECEx listed Intrinsically Safe for use in both above and below ground hazardous locations where explosive gases and dusts may be present, Non-rechargeable, Engineered polymer housing, small compact size with momentary or constant-on tail switch | Length: 6.8in, Head diameter: 0.6in, Handle diameter: 0.5in, Weight: 1.5oz | Three AAAA batteries | Limited Lifetime |
| | cETLus, ATEX, IECEx and MSHA listed Intrinsically Safe Permissible for use in both above and below ground hazardous locations where explosive gases and dusts may be present, Non-rechargeable, Engineered polymer housing, Single body switch, Momentary or constant-on flashlight | Length: 7in, Head diameter: 1.8in, Handle diameter: 1.1 x 1.5in, Weight: 7.3oz | Built-in pocket/belt clip, Removable lanyard | Limited Lifetime |
| | cETLus, ATEX, IECEx and MSHA listed Intrinsically Safe Permissible for use in both above and below ground hazardous locations where explosive gases and dusts may be present, Non-rechargeable, Engineered polymer housing, Single body switch, Momentary or constant-on flashlight | Length: 7in, Head diameter: 1.8in, Handle diameter: 1.1 x 1.5in, Weight: 7.3oz | Built-in pocket/belt clip, Removable lanyard | Limited Lifetime |
| 240 Lumens 4.5 Hours | cETLus, ATEX, IECEx and MSHA listed Intrinsically Safe Permissible for use in both above and below ground hazardous locations where explosive gases and dusts may be present, Flashlight, floodlight & dual-light, Non-rechargeable, Engineered polymer housing, Dual body switches, Momentary or constant-on flashlight | Length: 7in, Head diameter: 1.8in, Handle diameter: 1.1 x 1.5in, Weight: 6.9oz | Built-in pocket/belt clip, Removable lanyard | Limited Lifetime |
| 240 Lumens 4.5 Hours | cETLus, ATEX, IECEx and MSHA listed Intrinsically Safe Permissible for use in both above and below ground hazardous locations where explosive gases and dusts may be present, Flashlight, floodlight & dual-light, Non-rechargeable, Engineered polymer housing, Dual body switches, Momentary or constant-on flashlight | Length: 7in, Head diameter: 1.8in, Handle diameter: 1.1 x 1.5in, Weight: 6.9oz | Built-in pocket/belt clip, Removable lanyard | Limited Lifetime |
| | cETLus, ATEX and IECEx listed Intrinsically Safe for use in both above and below ground hazardous locations where explosive gases and dusts may be present, Spotlight – high/low-brightness, Non-rechargeable, Engineered polymer housing, single body switch | Width: 2.4in, Height: 1.9in, Depth: 1.8in, Weight: 3.5oz | Three AAA batteries, Elastic non-slip head strap, Heavy-duty rubber head strap | Limited Lifetime |
| | cETLus, ATEX and IECEx listed Intrinsically Safe for use in both above and below ground hazardous locations where explosive gases and dusts may be present, Spotlight – high/low-brightness, Non-rechargeable, Engineered polymer housing, single body switch | Width: 2.4in, Height: 1.9in, Depth: 1.8in, Weight: 3.5oz | Three AAA batteries, Elastic non-slip head strap, Heavy-duty rubber head strap | Limited Lifetime |
| 175 Lumens 6.5 Hours | cETLus, ATEX, IECEx and MSHA listed Intrinsically Safe Permissible for use in both above and below ground hazardous locations where explosive gases and dusts may be present, Spotlight – high/low-brightness floodlight – red floodlight – dual-light, Non-rechargeable, Engineered polymer housing, dual body switch | Width: 3.3in, Height: 3.3in, Depth: 3.5in, Weight: 9.5oz | Three AA batteries, Elastic non-slip head strap, Heavy-duty rubber head strap | Limited Lifetime |
| 190 Lumens 6 Hours | cETLus, ATEX, IECEx and MSHA listed Intrinsically Safe Permissible for use in both above and below ground hazardous locations where explosive gases and dusts may be present, Spotlight – high/low-brightness floodlight – green floodlight – dual-light, Non-rechargeable, Engineered polymer housing, dual body switch | Width: 3.3in, Height: 3.3in, Depth: 3.5in, Weight: 9.5oz | Three AA batteries, Elastic non-slip head strap, Heavy-duty rubber head strap | Limited Lifetime |
| | White safety light – Constant full/half-power/Flashing, Non-rechargeable, Engineered polymer housing, dual body switches | Length: 10.9in, Width: 1.3 x .09in, Weight: 8.2oz | Four AA batteries, Magnetic clip, Lanyard ring | Limited Lifetime |
| | Amber safety light – Constant full/half-power/Flashing, Non-rechargeable, Engineered polymer housing, dual body switches | Length: 10.9in, Width: 1.3 x .09in, Weight: 8.2oz | Four AA batteries, Magnetic clip, Lanyard ring | Limited Lifetime |
| | White & Amber safety light – Constant white/Flashing amber, Non-rechargeable, Engineered polymer housing, dual body switches | | | |
| | White & Amber safety light - Constant both/Alternating, Non-rechargeable, Engineered polymer housing, dual body switches | | | |
| | Amber & Green safety light – Constant both/Alternating, Non-rechargeable, Engineered polymer housing, dual body switches | | | |

Product Specs



| MODEL | Water Rating | Dual Light | Strobe Mode | Power Source Charge Time | Colour | LED Life Hrs. | Flashlight/Strobe Lumens Flashlight/Strobe Run-time | Floodlight Lumens Floodlight Run-time |
|-----------|-----------------------|-----------------------|-------------|---|----------------|---------------|--|--|
| NSP-4602B | IP-X7 Waterproof | ✓ | | 3 AAA Alkaline | Black | 50,000 Hours | 9 Lumens 40 Hours | 30 Lumens 11 Hours |
| NSP-4604B | | ✓ | | 3 AAA Alkaline | Black | 50,000 Hours | 55 Lumens 6 Hours | 40 Lumens 8 Hours |
| NSP-4608B | IP-X7 Waterproof | ✓ | | 3 AAA Alkaline | Black | 50,000 Hours | 100/60 Lumens 5/13.5 Hours | 90/50 Lumens 4.25/13.75 Hours |
| NSP-4610B | | ✓ | | 3 AAA Alkaline | Black | 50,000 Hours | 150/60 Lumens 5.75/12.75 Hours | 50/6/14 Lumens 6.25/19.5/20 Hours |
| NSP-4612B | IP-X7 Waterproof | ✓ | | 3 AA Alkaline | Black | 50,000 Hours | 100 Lumens 18 Hours | 90/20/18 Lumens 13.5/7.5/37 Hours |
| NSP-1206B | IP-X4 Water Resistant | ✓ | | 2 AAA Alkaline | Black | 35,000 Hours | 9 Lumens 5 Hours | 16 Lumens 7 Hours |
| NSP-1206R | | ✓ | | 2 AAA Alkaline | Red | 35,000 Hours | 9 Lumens 5 Hours | 16 Lumens 7 Hours |
| NSP-1224B | | ✓ | | 4 AAA Alkaline | Black | 35,000 Hours | 65 Lumens 5 Hours | 100 Lumens 2.5 Hours |
| NSP-1224R | | ✓ | | 4 AAA Alkaline | Red | 35,000 Hours | 65 Lumens 5 Hours | 100 Lumens 2.5 Hours |
| NSP-1260 | | ✓ | | 4 AA Alkaline | Orange | 35,000 Hours | 150 Lumens 10 Hours | 120/60 Lumens 4/10 Hours |
| NSP-1400B | | IP-X4 Water Resistant | ✓ | | 2 AAA Alkaline | Black | 50,000 Hours | 60 Lumens 3 Hours |
| NSP-1400R | IP-X4 Water Resistant | ✓ | | 2 AAA Alkaline | Red | 50,000 Hours | 60 Lumens 3 Hours | 25 Lumens 3 Hours |
| NSP-1400T | IP-X4 Water Resistant | ✓ | | 2 AAA Alkaline | Tan | 50,000 Hours | 60 Lumens 3 Hours | 25 Lumens 3 Hours |
| NSP-1402B | IP-X4 Water Resistant | ✓ | | 2 AAA Alkaline | Black | 50,000 Hours | 60 Lumens 3 Hours | 15 Lumens 2.8 Hours |
| NSP-1404B | IP-X4 Water Resistant | ✓ | | 2 AAA Alkaline | Black | 50,000 Hours | 60 Lumens 3 Hours | 10 Lumens 5.5 Hours |
| NSP-2422B | IP-X7 Waterproof | ✓ | | 3 AA Alkaline | Black | 50,000 Hours | 130 Lumens 9.5 Hours | 110 Lumens 10.5 Hours |
| NSP-2422R | IP-X7 Waterproof | ✓ | | 3 AA Alkaline | Red | 50,000 Hours | 130 Lumens 9.5 Hours | 110 Lumens 10.5 Hours |
| NSR-2166B | IP-X4 Water Resistant | | | Rechargeable Nickel Metal Hydride – 8 Hours | Black | 35,000 Hours | 32 Lumens 10 Hours | 230 Lumens 3 Hours |
| NSR-2166R | IP-X4 Water Resistant | | | Rechargeable Nickel Metal Hydride – 8 Hours | Red | 35,000 Hours | 32 Lumens 10 Hours | 230 Lumens 3 Hours |

Product Specs

| Dual-Light Lumens Dual-Light Run-time | Special Features | Dimensions | Included Accessories | Warranty |
|--|---|--|---|------------------|
| 30 Lumens 16 Hours | Non-rechargeable, Spotlight – floodlight – dual-light, Adjustable ratchet tilt head, Non-slip elastic head strap, Single body switch | Width: 2.4in, Height: 1.9in, Depth: 1.8in, Weight: 3.3oz | Three AAA batteries, Elastic non-slip head strap | Limited Lifetime |
| 80 Lumens 5 Hours | Non-rechargeable, Spotlight – floodlight – dual-light, Adjustable ratchet tilt head, Non-slip elastic head strap, Single body switch | Width: 2.4in, Height: 1.9in, Depth: 1.8in, Weight: 3.3oz | Three AAA batteries, Elastic non-slip head strap | Limited Lifetime |
| 115 Lumens 3.5 Hours | Non-rechargeable, High/low-brightness spotlight – High/low-brightness floodlight – dual-light, Adjustable ratchet tilt head, Non-slip elastic head strap, dual body switches | Width: 2.6in, Height: 2.1in, Depth: 1.8in, Weight: 3.3oz | Three AAA batteries, Elastic non-slip head strap | Limited Lifetime |
| 180 Lumens 3 Hours | Non-rechargeable, High/low-brightness spotlight – White/red/green floodlight – dual-light, Adjustable ratchet tilt head, Non-slip elastic head strap, dual body switches | Width: 2.6in, Height: 2.1in, Depth: 1.8in, Weight: 3.3oz | Three AAA batteries, Elastic non-slip head strap | Limited Lifetime |
| 175 Lumens 6.5 Hours | Non-rechargeable, White spotlight – High/low-brightness white floodlight – Red floodlight – Dual-light, Adjustable ratchet tilt head, Heavy-duty rubber head strap, Non-slip elastic head strap, dual body switches | Width: 3.3in, Height: 3.3in, Depth: 3.5in, Weight: 9.5oz | Three AA batteries, Elastic non-slip head strap, Heavy-duty rubber head strap | Limited Lifetime |
| 17 Lumens 4 Hours | Non-rechargeable, Flashlight – floodlight – dual-light, Engineered polymer handle, Single body switch | Length: 4.4in, Width: 1.1 x 0.8in, Weight: 1.8oz | Two AAA batteries | Limited 1 Year |
| 17 Lumens 4 Hours | Non-rechargeable, Flashlight – floodlight – dual-light, Engineered polymer handle, Single body switch | Length: 4.4in, Width: 1.1 x 0.8in, Weight: 1.8oz | Two AAA batteries | Limited 1 Year |
| 125 Lumens 2.25 Hours | Non-rechargeable, Flashlight – floodlight – dual-light, Engineered polymer handle, Integrated body magnet, Single body switch | Length: 7.9in, Width: 1.1 x 0.8in, Weight: 5.2oz | Four AAA batteries | Limited 1 Year |
| 125 Lumens 2.25 Hours | Non-rechargeable, Flashlight – floodlight – dual-light, Engineered polymer handle, Integrated body magnet, Single body switch | Length: 7.9in, Width: 1.1 x 0.8in, Weight: 5.2oz | Four AAA batteries | Limited 1 Year |
| 270 Lumens 3 Hours | Non-rechargeable, Flashlight – full floodlight – half floodlight – dual-light, Engineered polymer handle, Impact bumpers & clip magnet, Dual body switches | Length: 10.9in, Width: 1.3 x .09in, Weight: 8.2oz | Four AA batteries, Impact bumpers, Clip magnet | Limited 1 Year |
| 50 Lumens 1.5 Hours | Flashlight, floodlight, dual-light, Non-rechargeable, Engineered polymer housing, dual body switches, White flashlight/White floodlight | Length: 5.3in, Diameter: 0.8 x 1.1in, Weight: 2.2oz | Two AAA batteries, Removable pocket clip | Limited Lifetime |
| 50 Lumens 1.5 Hours | Flashlight, floodlight, dual-light, Non-rechargeable, Engineered polymer housing, dual body switches, White flashlight/White floodlight | Length: 5.3in, Diameter: 0.8 x 1.1in, Weight: 2.2oz | Two AAA batteries, Removable pocket clip | Limited Lifetime |
| 50 Lumens 1.5 Hours | Flashlight, floodlight, dual-light, Non-rechargeable, Engineered polymer housing, dual body switches, White flashlight/White floodlight | Length: 5.3in, Diameter: 0.8 x 1.1in, Weight: 2.2oz | Two AAA batteries, Removable pocket clip | Limited Lifetime |
| N/A | Flashlight, floodlight, dual-light, Non-rechargeable, Engineered polymer housing, dual body switches, White flashlight/Red floodlight | Length: 5.3in, Diameter: 0.8 x 1.1in, Weight: 2.2oz | Two AAA batteries, Removable pocket clip | Limited Lifetime |
| N/A | Flashlight, floodlight, dual-light, Non-rechargeable, Engineered polymer housing, dual body switches, White flashlight/Green floodlight | Length: 5.3in, Diameter: 0.8 x 1.1in, Weight: 2.2oz | Two AAA batteries, Removable pocket clip | Limited Lifetime |
| 235 Lumens 5 Hours | Flashlight, floodlight, dual-light, Non-rechargeable, Engineered polymer housing, dual body switches, Integrated magnet and pocket clip | Length: 7in, Head diameter: 1.8in, Handle diameter: 1 x 1.3in, Weight: 6.4oz | Built-in pocket/belt clip, Removable lanyard and Three AA batteries | Limited Lifetime |
| 235 Lumens 5 Hours | Flashlight, floodlight, dual-light, Non-rechargeable, Engineered polymer housing, dual body switches, Integrated magnet and pocket clip | Length: 7in, Head diameter: 1.8in, Handle diameter: 1 x 1.3in, Weight: 6.4oz | Built-in pocket/belt clip, Removable lanyard and Three AA batteries | Limited Lifetime |
| | Large area floodlight and focused spotlight, Integrated dual body magnets with removable hook, Engineered polymer housing, rocker body switch | Length: 14.3in, Head diameter: 1.4in, Handle diameter: 1.8in, Weight: 16oz | AC and DC power supplies/charger and Magnetic hook | 1-Year Limited |
| | Large area floodlight and focused spotlight, Integrated dual body magnets with removable hook, Engineered polymer housing, rocker body switch | Length: 14.3in, Head diameter: 1.4in, Handle diameter: 1.8in, Weight: 16oz | AC and DC power supplies/charger and Magnetic hook | 1-Year Limited |

Accessories

| CONES | | FDL-300 TAC-300 TAC-350 TAC-360XL | TAC-400 TAC-450 TAC-460XL | TAC-500 TAC-540XL TAC-550 TAC-560XL | 9512 9514 9612 9614 9920XL 9924XL 9944XL | 9712 9744XL 9746 | 1166 1168 1174 1176 1180 | 1206 1224 | 1260 | 1400 1402 1404 | 2166 | 2422 | 5420 5422 |
|-----------------------|--------------------------------|--|---------------------------------|--|--|------------------------|--------------------------------------|--------------|------|----------------------|------|------|--------------|
| 200-RCONE | Red safety cone | X | X | X | | | | | | | | | |
| 200-YCONE | Yellow safety cone | X | X | X | | | | | | | | | |
| 1200-RCONE | Red safety cone | | | | | | X | X | | | | | |
| 1200-YCONE | Yellow safety cone | | | | | | | X | | X | | | |
| 1260-RCONE | Red safety cone | | | | | | X | | X | | | | |
| 1260-YCONE | Yellow safety cone | | | | | | X | | X | | | | |
| 9600-RCONE | Red safety cone | | | | X | 9712 9744XL | | | | | | | |
| 9600-YCONE | Yellow safety cone | | | | X | 9712 9744XL | | | | | | | |
| 9600-BCONE | Blue safety cone | | | | X | 9712 9744XL | | | | | | | |
| 9700-RCONE | Red safety cone | | | | | 9746 | | | | | | | |
| 9700-YCONE | Yellow safety cone | | | | | 9746 | | | | | | | |
| 9700-BCONE | Blue safety cone | | | | | 9746 | | | | | | | |
| HOLSTERS / BELT RINGS | | | | | | | | | | | | | |
| 200-HOLSTER | Belt holster | X | X | X | | | | | | | | | |
| 1200-HOLSTER | Belt holster | | | | | | | X | | X | | | |
| 5420-HOLSTER | Belt holster | | | | | | | | | | | X | X |
| 9850-BLAN | Elastic belt lanyard | | | | | 9746 | | | | | | | |
| 9850-BRBW | Basket weave leather belt ring | | | | | 9746 | | | | | | | |
| 9850-BRN | Nylon belt ring | | | | | 9746 | | | | | | | |
| 9850-BRPL | Patent leather belt ring | | | | | 9746 | | | | | | | |
| 9850-BRSL | Standard leather belt ring | | | | | 9746 | | | | | | | |



Batteries



High-Visibility
Cones



Holsters and Belt Rings



Single & Multi-Unit Standard Chargers



AC/DC Power Supplies



Filters



Remote
Switch



Stands



Pocket-Clips



Battery Carrier

Accessories

| | | FDL-300 TAC-300 TAC-350 TAC-360XL | TAC-400 TAC-450 TAC-460XL | TAC-500 TAC-540XL TAC-550 TAC-560XL | 9512 9514 9612 9614 9920XL 9924XL 9944XL | 9712 9744XL 9746 | 1166 1168 1174 1176 1180 | 1206 1224 | 1260 | 1400 1402 1404 | 2166 | 2422 | 5420 5422 |
|----------------------|---|--|---------------------------------|--|--|------------------------|--------------------------------------|--------------|------|----------------------|------|------|--------------|
| MISCELLANEOUS | | | | | | | | | | | | | |
| 1160-MSTAND | Magnetic stand | | | | | | X | | X | | | | |
| 1160-BASE | Large magnetic stand | | | | | | X | | X | | | | |
| 1200-CLIP | Pocket clip | | | | | | | X | | X | | | |
| 1200-FILTER | Red & green attachable filters | | | | | | | X | | X | | | |
| 1200-MAGNET | Clip-on magnet | | | | | | | X | | X | | | |
| 1160-MAGNET | Magnetic clip | | | | | | X | | X | | | | |
| 400B-SS | Tail cap slide switch | X | X | | | | | | | | | | |
| 400B-RPS | Black remote pressure switch – 6 inch cord | X | X | | | | | | | | | | |
| CR-123-10 | CR123 lithium battery (10 pack) | X | X | X | | | | | | | | | |
| 1260-BUMPERS | Pair of black impact protection bumpers | | | | | | X | | X | | | | |
| 2166-HOOK | Replacement hook | | | | | | | | | | X | | |
| BATTERIES | | | | | | | | | | | | | |
| 400-BATT | Lithium-ion rechargeable battery | | X | X | | | | | | | | | |
| 400-CARRIER | CR-123 battery carrier. Converts TAC-400 series flashlights from rechargeable to disposable CR-123 lithium | | X | | | | | | | | | | |
| 500-CARRIER | CR-123 battery carrier. Converts TAC-500 series flashlights from rechargeable to disposable CR-123 lithium | | | X | | | | | | | | | |
| 9600-BATT | Lithium-ion rechargeable battery | | | | X | | | | | | | | |
| 9700-BATT | Lithium-ion rechargeable battery | | | | | X | | | | | | | |
| CHARGERS | | | | | | | | | | | | | |
| 400-CHGR1 | Charger for TAC-400 & TAC- 500 series flashlights | | X | X | | | | | | | | | |
| 9600-CHGR1 | Charger for 9500, 9600, 9700 & 9900 series (no power cords) | | | | X | X | | | | | | | |
| 9600-CHGR5 | Charge up to five 9500, 9600, 9700 & 9900 series flashlights at once | | | | X | X | | | | | | | |
| 9600-USB | USB charging cord – 27in (0.68m) | | | | X | X | | | | | | | |
| 9914-ACCORD | AC charging cord for US, UK, Australia, Canada and Europe | | X | X | X | X | | | | | | | |
| 9914-DCCORD | 12V DC charging cord (cigarette lighter connector) – temporary charging power from a vehicle | | X | X | X | X | | | | | | | |
| 9914-DW | 12V DC direct wiring kit for automobile installation – permanent charging power from a vehicle | | X | X | X | X | | | | | | | |

ANSI FL-1



NSR-9614B

Compare Flashlight Performance at a Glance

- ◆ Prior to the ANSI/NEMA FL-1 standards there were no standardized tests or uniform rating systems to objectively evaluate flashlight performance.
- ◆ ANSI/NEMA FL-1 standard allows consumers to compare the technical performance of flashlights using an easy to understand icon format.
- ◆ Manufacturers of flashlights voluntarily invest in the effort and technology necessary to measure their flashlights performance.

Understanding ANSI / NEMA FL-1 Icons

| | | |
|--|--|---|
| <p>How much light is available?</p> | | <p>Light Output Light Output is the total luminous flux. It is the total quantity of emitted overall light energy as measured by integrating the entire angular output of the portable light source. Light output in this standard is expressed in units of lumens.</p> |
| <p>How far will the beam throw?</p> | | <p>Beam Distance Beam Distance is defined as the distance from the device at which the light beam is 0.25 lux (0.25 lux is approximately the equivalent of the light emitted from the full moon on a clear night in an open field)</p> |
| <p>How bright is the light?</p> | | <p>Peak Beam Intensity Peak Beam Intensity is the maximum luminous intensity typically along the central axis of a cone of light. The value is reported in candela and does not change with distance.</p> |
| <p>How long can I operate the light?</p> | | <p>Run-Time Run-Time is defined as the duration of time from the initial light output value – defined as 30 seconds after the point the device is first turned on – using fresh batteries, until the light output reaches 10% of the initial value.</p> |
| <p>What drop distance will the light survive?</p> | | <p>Impact Resistance Impact Resistance is the degree to which a device resists damage from dropping on a solid surface. Dropped samples must not exhibit any cracks or breaks, and must remain fully functional to pass this test.</p> |
| <p>How well is the light protected from water?</p> | | <p>Flashlight Ability to Resist Water Penetration Water Penetration standards are defined by ANSI/IEC. A rating is assigned to a flashlight that corresponds to its ability to resist water penetration.</p> <p><u>Water Resistant – IPX4</u> – Water splashed against the device from any direction</p> |
| | | <p><u>Water Proof – IPX7</u> – Temporarily immersing the flashlight underwater. Generally 1 meter for 30 minutes</p> |

*American National Standards Institute and National Electrical Manufacturers Association




Understanding Dual-Light

Flashlights: Designed for distance illumination. The center spot makes them too bright for objects that are close.

Floodlights: Designed to light up things that are close. Wide, even lighting with no bright center spot.

Dual-Light: Combines a flashlight and a floodlight into the same light. Two lighting tools in one. Completely transforming the way hand-held lights are used.

ANSII FL-1 Flashlight Lumens & Beam Distance




ANSII FL-1 Flashlight Lumens & Beam Distance



| | | BEAM DISTANCE – METERS | | | | | |
|----------|-----|------------------------|------|-----|-----|-----|-----|
| | | Lumens 0 | 100 | 200 | 300 | 400 | 500 |
| NSP-1400 | 60 | 0 | 50m | | | | |
| NSP-2422 | 130 | 0 | 181m | | | | |
| NSP-4602 | 9 | 0 | 18m | | | | |
| NSP-4604 | 55 | 0 | 50m | | | | |
| NSP-4608 | 100 | 0 | 77m | | | | |
| NSP-4610 | 150 | 0 | 60m | | | | |
| NSP-4612 | 100 | 0 | 140m | | | | |
| XPP-5410 | 30 | 0 | 40m | | | | |
| XPP-5412 | 50 | 0 | 50m | | | | |
| XPP-5420 | 140 | 0 | 180m | | | | |
| XPP-5422 | 120 | 0 | 170m | | | | |
| XPP-5450 | 60 | 0 | 80m | | | | |
| XPP-5452 | 115 | 0 | 92m | | | | |
| XPP-5456 | 100 | 0 | 140m | | | | |
| XPP-5458 | 130 | 0 | 120m | | | | |

Safety in Hazardous Environments



THREE LOCATION CLASSES

Class I

Where there is a presence of flammable gases, liquids or vapors.

Class II

Where combustible dusts are present.

Class III

Where there are easily ignitable fibers or flyings.

SEVEN HAZARDOUS COMBUSTIBLE MATERIAL GROUPS

(The groups include but are not limited to)

Group A

Acetylene

Group B

Hydrogen

Group C

Ethylene

Group D

Propane, gasoline, naphtha, benzene, butane, ethyl alcohol, acetone, methane

Group E

Combustible metal dust including aluminum, magnesium (Div. 1 only)

Group F

Combustible and carbonaceous dusts including coal, carbon black, coke

Group G

Dusts not included in E and F including wood, plastics, flour, starch or grain dusts

FIRE AND EXPLOSION RISK

Industrial and production operations are prime environments for the potential build-up of combustible gases, liquids, dust and other ignitable sources. Fire and explosion hazards can occur in that environment. Working in a hazardous environment requires fixed and portable task lighting that are intrinsically safe to keep personnel and property safe from explosion and fire.












WHAT DOES IT MEAN WHEN A DEVICE IS INTRINSICALLY SAFE?

A device that is intrinsically safe means that it is safe to use in hazardous work environments and by itself will not cause a fire or explosion. Maintaining intrinsic safety requires that the light be used properly and not tampered with so the intrinsically safe capability remains in tact.



An explosive atmosphere is defined as a mixture of dangerous substances with air, under atmospheric conditions, in the form of gases, vapors, mist or dust in which, after ignition has occurred, combustion spreads to the entire unburned mixture.

Safety in Hazardous Environments

| | Model |  |  |  |  |  |
|---|------------------------|---|---|---|---|--|
|  | XPP-5410 | ✓ | ✓ | ✓ | ✓ | |
|  | XPP-5412 | ✓ | ✓ | ✓ | ✓ | |
|  | XPP-5420G XPP-5420B | ✓ | ✓ | ✓ | ✓ | ✓ |
|  | XPP-5422G XPP-5422B | ✓ | ✓ | ✓ | ✓ | ✓ |
|  | XPP-5450 XPP-5452 | ✓ | ✓ | ✓ | ✓ | |
|  | XPP-5456 XPP-5458 | ✓ | ✓ | ✓ | ✓ | ✓ |

† As of the printing of this catalog



TESTING LABORATORIES



ETL

The ETL Listed Mark is proof of product compliance (electrical, gas and other safety standards) to North American safety standards, including UL, ANSI, CSA, ASTM and NFPA standards.



ATEX Directive

The European based ATEX directive defines the equipment and work environment that is allowed to function in an explosive atmosphere. The regulations apply to all equipment intended for use in explosive atmospheres, either electrical or mechanical, including protective systems. The directive covers a large range of equipment where a potentially explosive atmosphere may be present.



CE

CE mark is the official marking required by the European Community for products that will be sold, or put into service in the European community. The product fulfills all essential safety and environmental requirements for the product's intended use, as they are defined in the European Directives, primarily ISO Standards.



IECEX

The IECEX is the International Electrotechnical Commission system for the certification to standards for electrical equipment for explosive atmospheres.



MSHA

Mine Safety and Health Administration requires that portable battery operated lighting be designed and tested to not pose an explosion hazard in mining operations.

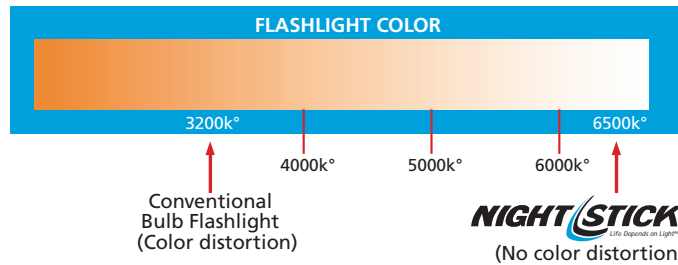
Why Make a Flashlight Using Bulbs?



Some manufacturers are still making flashlights with incandescent bulbs.

Even the best xenon and krypton bulbs break when the light is dropped and can also produce a yellow color light that distorts the appearance of the object being illuminated.

At Nightstick we believe in using the best available technology.



NSR-9614B

CREE 
TRUE WHITE
TECHNOLOGY

World's Best LEDs

All Nightstick flashlights use LED technology from CREE® the makers of the brightest and most rugged LEDs in the world.

CREE® brilliant white-light LED's have an operating life in excess of 50,000 hours. That means if you use a Nightstick flashlight 8 full hours every workday of the year, the CREE® LED would last over 24 years. A Nightstick flashlight could literally be the last flashlight you will ever need.

We select the whitest LEDs so objects are illuminated with no color distortion. Reflectors are designed to efficiently capture and concentrate light from the LEDs for maximum beam distance.

Battery Characteristics

| | | |
|--|---|--|
|  <p>Standard use rechargeable NiMH</p> |  <p>Intrinsically safe use rechargeable NiMH</p> |  <p>Standard use rechargeable Lithium-ion</p> |
|  <p>Standard use Lithium air CR-123</p> |  <p>Standard use alkaline AA – AAA - AAAA</p> |  <p>Standard use NiCad</p> |

| | |
|--|---|
| <p>Nickel Metal Hydride NiMH</p> | <ul style="list-style-type: none"> ◆ Ideal for modern LED rechargeable flashlights ◆ Virtually no memory effect. Near full capacity every charge cycle ◆ 2 times the energy capacity of comparable NiCad battery ◆ Typical cycle life is 3000 cycles |
| <p>Rechargeable Lithium</p> | <ul style="list-style-type: none"> ◆ Ideal for high output LED flashlights ◆ Higher energy density than NiCad, NiMH and alkaline batteries ◆ No memory effect ◆ High cell voltage ◆ Flat discharge characteristic ◆ Very long shelf life - Very long operating life, 15 to 20 years ◆ Typical cycle life is 3000 cycles |
| <p>Lithium Air Cells CR-123</p> | <ul style="list-style-type: none"> ◆ Ideal for high output LED flashlights ◆ Very high energy density for its size ◆ Flat discharge characteristic ◆ Very long shelf life |
| <p>Alkaline Batteries AA, AAA, AAAA</p> | <ul style="list-style-type: none"> ◆ The most popular premium general purpose battery ◆ Four times the capacity of an equivalent size rechargeable NiCad or NiMH battery ◆ Suitable for high drain rate applications ◆ Good shelf life ◆ Not normally rechargeable |
| <p>Nickel Cadmium NiCad</p> | <ul style="list-style-type: none"> ◆ Ideal for old style flashlights with xenon bulbs ◆ Flat discharge characteristic but falls off rapidly at the end of the cycle ◆ Major drawback is recharge memory effect. During charging a chemical process is degrading the battery's ability to store energy. Each charge degrades the battery more. Eventually the battery can no longer be charged ◆ Use of heavy metals makes it environmentally toxic ◆ Typical cycle life is over 500 cycles |

Blister Packed for Retail Display!



2-in-1 LED Rechargeable Work Light with Spotlight in Handle

2-in-1 > Spotlight • Floodlight

| Part No. | Floodlight Lumens (Run-Time hrs.) | Spotlight Lumens (Run-Time hrs.) | Case Qty. | Case Wt (lbs.) | Pkg. |
|----------|-----------------------------------|----------------------------------|-----------|----------------|-----------|
| SLR-2134 | 30 LED 60 L (2) | 4 LED 8 L (16) | 4 | 4.2 | Clamshell |
| SLR-2166 | 60 LED 120 L (4) | 6 LED 12 L (18) | 2 | 2.8 | Clamshell |

- Bright LEDs • 35,000 hour life
- Impact, moisture and chemical resistant
- Rechargeable NiMH battery
- Heavy-duty rocker switch
- Magnet in body & top and hook for hands-free lighting
- Home and car chargers included
- Charge time 8 hrs
- 1 year warranty
- Length: 2134 = 12.5 in • 2166 = 14.3 in



SLR-2134 / SLR-2166

- ◆ Spotlight ◆ Floodlight
- ◆ 35,000 hr. LEDs
- ◆ Virtually indestructible housing
- ◆ Two position rocker switch
- ◆ Dual position removable magnetic hook
- ◆ Impact / chemical / moisture resistant
- ◆ Internal NiMH battery pack
- ◆ Home & car chargers included
- ◆ 1 year warranty***



cUL us



Accessories Included


Rechargeable 120 LED Under-Hood Work Light

| Part No. | Function | Light Output | Run-Time | Charge Time | L• Weight | Case Qty. | Pkg. |
|----------|----------|-----------------------|-----------|--------------------------------|------------------------------|-----------|------|
| SLR-2120 | 1 Row | 60 LED 150 lumens | 6.5 hours | 6 hrs. AC or DC chargers | 48.4 inches long 4.9 lbs. | 1 | Box |
| | 2 Rows | 120 LED 330 lumens | 3.5 hours | | | | |



Magnets on Both Ends

- Rechargeable
- 120 premium LEDs • 35,000 hour life
- Full or half power lighting
- Chemical / moisture / impact resistant housing
- Magnetic or hanger-hook mounting
- Adjustable carrier extends 77 inches
- Use with or without carrier
- Internal NiMH battery pack • No memory effect
- Run-time: 3.5 hours full / 6.5 hours half power
- Shop and car chargers included
- 1 year warranty***



Hang-Hooks

Magnetic Mounts

On/Off Switch
60 or 120 LEDs

SLR-2120 – Rechargeable 120 Led Under-Hood Work Light

- ◆ Two Light Levels
- ◆ Spring Loaded Carrier Extends 77 inches
- ◆ Removable Carrier
- ◆ Magnet or Hanger or Hook Mounting
- ◆ AC & DC Chargers included
- ◆ 1 year warranty***



- ◆ Under-hood Illumination
- ◆ Vehicle Interior Illumination
- ◆ Shop or Roadside

Adjustable carrier extends 77 inches



Corded LED Work Light with Magnetic Hook for Hands-Free Lighting

| Part No. | Floodlight Lumens | Cord Length (ft) | Cord Gauge | Cord Jacket | Case Qty. | Case Wt (lbs.) | Pkg. |
|----------|-------------------|------------------|------------|-------------|-----------|----------------|-----------|
| BA-2116 | 60 LED 120 L | 6.0 | 18/2 | SJT | 2 | 2.0 | Clamshell |
| SL-2125 | 60 LED 120 L | 25.0 | 18/2 | SJT | 2 | 2.8 | Clamshell |

- Bright LEDs • 35,000 hour life
- Impact, moisture and chemical resistant
- Heavy-duty rocker switch
- Magnet in body & top and hook for hands-free lighting
- 1 year warranty
- Work light length: 14.3 in



60 LED Work Light on Metal Reel with 50 ft Cord

| Part No. | Floodlight Lumens | Cord Length (ft) | Cord Gauge | Cord Jacket | Case Qty. | Case Wt (lbs.) | Pkg. |
|----------|-------------------|------------------|------------|-------------|-----------|----------------|------|
| SL-864 | 60 LED 120 L | 50.0 | 18/2 | SVT | 2 | 16.0 | Box |

- Bright LEDs • 35,000 hour life
- Impact, moisture and chemical resistant
- Heavy-duty rocker switch
- Heavy-duty retractable metal reel
- Magnet in body & top and hook for hands-free lighting
- Mounting bracket included
- Adjustable cord stop
- 1 year warranty
- Work light length: 14.3 in



Hands-Free 3-Function Rechargeable LED Work Lights

3-in-1 > Spotlight • Floodlight • Dual-Light

- Bright LEDs • 35,000 hour life
- Focused spotlight
- Impact, moisture and chemical resistant
- Rechargeable NiMH battery
- Removable hands-free hook
- Clip-magnet for hands-free lighting
- Home and car chargers included
- Push-button control
- 1 year warranty
- Length: NSR-2382 / 2482 = 10.25 in NSR-2392 / 2492 = 11.5 in

| Part No. | Colour | Charge Time hrs. | Clip Magnet | Spotlight Lumens (Run-Time hrs.) | Floodlight Lumens (Run-Time hrs.) | Dual-Light Lumens (Run-Time hrs.) | Case Qty. | Case Wt (lbs.) | Pkg. |
|----------|--------|------------------|-------------|----------------------------------|-----------------------------------|-----------------------------------|-----------|----------------|-----------|
| NSR-2482 | Orange | 6.0 | Yes | 1 LED / 45 L (4) | 30 LED 60 L (6) | 31 LED 105 L (2) | 4 | 5.5 | Clamshell |
| NSR-2492 | Orange | 4.0 | Yes | 1 LED / 65 L (4) | 60 LED 120 L (4) | 61 LED 185 L (2) | 4 | 5.9 | Clamshell |
| NSR-2382 | Black | 6.0 | No | 1 LED / 45 L (4) | 30 LED 60 L (6) | 31 LED 105 L (2) | 4 | 5.4 | Clamshell |
| NSR-2392 | Black | 4.0 | No | 1 LED / 65 L (4) | 60 LED 120 L (4) | 61 LED 185 L (2) | 4 | 5.6 | Clamshell |



Blister Packed for Retail Display!

Hands-Free 2-Function Rechargeable LED Work Lights 2-in-1> Spotlight • Floodlight

- Bright LEDs • 35,000 hour life
- Focused spotlight
- Impact, moisture and chemical resistant
- Rechargeable NiMH battery
- Removable hands-free hook
- Rocker switch control
- Home and car chargers included
- 1 year warranty
- Length: 2236 = 10.3 in • 2266 = 14.0 in




| Part No. | Colour | Charge Time hrs. | Spotlight Lumens (Run-Time hrs.) | Floodlight Lumens (Run-Time hrs.) | Case Qty. | Case Wt (lbs.) | Pkg. |
|---------------|--------|------------------|----------------------------------|-----------------------------------|-----------|----------------|-----------|
| FLR-2236RPDQ2 | Red | 6.0 | 6 LED / 12 L (24) | 30 LED 60 L (6) | 2 | 3.0 | Clamshell |
| FLR-2266RPDQ2 | Red | 4.0 | 6 LED / 12 L (24) | 60 LED 120 L (4) | 2 | 3.1 | Clamshell |
| SLR-2236C4 | Black | 6.0 | 6 LED / 12 L (24) | 30 LED 60 L (6) | 4 | 6.0 | Clamshell |
| SLR-2266C4 | Black | 4.0 | 6 LED / 12 L (24) | 60 LED 120 L (4) | 4 | 7.0 | Clamshell |



Hands-Free Rechargeable Dual-Power Level LED Work Light • 30 LEDs

| Part No. | Floodlight Lumens | Case Qty. | Case Wt (lbs.) | Pkg. |
|------------|---|-----------|----------------|-----------|
| BAR-2030B2 | Full Power 60 L (4) • Half Power 30 L (8) | 2 | 2.4 | Clamshell |

- Bright LEDs • 35,000 hour life
- Broad beam work light
- Impact, moisture and chemical resistant
- Rechargeable NiMH battery
- Dual-position stand
- Magnets in hook & body side / top for hands-free lighting
- Push-button control
- A/C charger included
- Charge time 8hrs
- 1 year warranty
- Length: 10.7 in



Magnets Top and Side



Spot Work Light
in Top



90° Swivel Cord



26w Double-Brite Fluorescent Work Light w/Grounded Receptacle

| Part No. | Colour | Case Qty. | Case Wt (lbs.) | Cord Length (ft) | Cord Gauge | Cord Jacket | Pkg. |
|----------|--------|-----------|----------------|------------------|------------|-------------|------------------|
| SL-976 | Black | 6 | 19.0 | 25.0 | 16/3 | SJT | 4 Colour Wrapper |
| SL-926 | Yellow | 6 | 11.0 | 6.0 | 16/3 | SJT | 4 Colour Wrapper |

- 2 cool running 13w 10,000 hour rated bulbs included
- Innovative retractable & removable nylon-tipped hands-free hook rotates 360 degrees
- Polarized plug with 12amp grounded receptacle & rocker on/off switch
- Equivalent to 125w incandescent bulb w/natural daylight illumination-7000 kelvin
- Unique 90 degree cord-swivel pivots for hands-free, stand-up use



Spot Work Light
in Top



90° Swivel Cord



18w Fluorescent Work Light w/Grounded Receptacle

| Part No. | Colour | Case Qty. | Case Wt (lbs.) | Cord Length (ft) | Cord Gauge | Cord Jacket | Pkg. |
|----------|--------|-----------|----------------|------------------|------------|-------------|------------------|
| SL-918 | Yellow | 6 | 10.0 | 6.0 | 16/3 | SJT | 4 Colour Wrapper |

- 2 cool running 9w 10,000 hour rated bulbs included
- Equivalent to 100w incandescent bulb w/natural daylight illumination-7000 kelvin
- Innovative retractable & removable nylon-tipped hands-free hook rotates 360 degrees
- Polarized plug with 12amp grounded receptacle & rocker on/off switch
- Unique 90 degree cord-swivel pivots for hands-free, stand-up use



26w Double-Brite Fluorescent Work Light w/ Grounded Receptacle

| Part No. | Colour | Case Qty. | Case Wt (lbs.) | Cord Length (ft) | Cord Gauge | Cord Jacket | Pkg. |
|------------|--------|-----------|----------------|------------------|------------|-------------|---------------------|
| SL-975 | Black | 6 | 19.0 | 25.0 | 16/3 | SJT | 4 Colour Wrapper |
| SL-908 | Yellow | 6 | 1.01 | 6.0 | 16/3 | SJT | 4 Colour Wrapper |
| SL-908PDQ4 | Yellow | 4 | 8.0 | 6.0 | 16/3 | SJT | Counter Top Display |

- 2 cool running 13w 10,000 hour rated bulbs included
- Equivalent to 125w incandescent bulb w/natural daylight illumination-7000 kelvin
- Polarized plug with 12amp grounded receptacle & independent rocker on/off switches
- Hands-free hook
- High-impact lamp protector w/high-gloss reflector
- Clear chemical & UV resistant lamp protector



13w Fluorescent Work Light w/25ft Cord & Grounded Receptacle

| Part No. | Case Qty. | Case Wt (lbs.) | Cord Length (ft) | Cord Gauge | Cord Jacket | Pkg. |
|----------|-----------|----------------|------------------|------------|-------------|-----------|
| SL-920C | 6 | 25.0 | 6.0 & 25.0 | 16/3 | SJT | Clamshell |

- Pro work light with 25ft contractor grade single-tap extension cord
- 12amp grounded receptacle in handle
- Spot work light in top

13w Fluorescent Work Light w/Spot Work Light & Grounded Receptacle

| Part No. | Colour | Case Qty. | Case Wt (lbs.) | Cord Length (ft) | Cord Gauge | Cord Jacket | Pkg. |
|------------|--------|-----------|----------------|------------------|------------|-------------|---------------------|
| SL-936 | Black | 4 | 22.0 | 50.0 | 16/3 | SJT | 4 Colour Wrapper |
| SL-935 | Black | 6 | 19.0 | 25.0 | 16/3 | SJT | 4 Colour Wrapper |
| SL-935PDQ4 | Black | 4 | 13.0 | 25.0 | 16/3 | SJT | Counter Top Display |
| SL-907 | Yellow | 6 | 11.0 | 6.0 | 16/3 | SJT | 4 Colour Wrapper |
| SL-907PDQ4 | Yellow | 4 | 8.0 | 6.0 | 16/3 | SJT | Counter Top Display |

- Cool running 13w 10,000 hour rated bulb included
- Equivalent to 75w incandescent bulb w/natural daylight illumination-7000 kelvin
- Polarized plug with 12amp grounded receptacle & rocker on/off switch
- Clear polycarbonate top for spot-lighting
- High-impact lamp protector w/high-gloss reflector
- Clear chemical & UV resistant lamp protector
- Nylon-tipped hands-free hook



Spot Work Light in Top

13w Fluorescent Work Light

| Part No. | Colour | Case Qty. | Case Wt (lbs.) | Cord Length (ft) | Cord Gauge | Cord Jacket | Pkg. |
|----------|--------|-----------|----------------|------------------|------------|-------------|------------------|
| SL-550 | Black | 6 | 24.0 | 50.0 | 18/2 | SJT | 4 Colour Wrapper |
| SL-520 | Black | 6 | 15.0 | 25.0 | 18/2 | SJT | 4 Colour Wrapper |
| SL-507 | Yellow | 6 | 9.0 | 6.0 | 18/2 | SJT | 4 Colour Wrapper |

- Cool running 13w 10,000 hour rated bulb included
- Equivalent to 75w incandescent bulb w/natural daylight illumination-7000 kelvin
- High-impact lamp protector w/high-gloss reflector
- Clear chemical & UV resistant lamp protector
- Nylon-tipped hands-free hook
- Rocker on/off switch



13w Fluorescent Work Light

| Part No. | Colour | Case Qty. | Case Wt (lbs.) | Cord Length (ft) | Cord Gauge | Cord Jacket | Pkg. |
|----------|--------|-----------|----------------|------------------|------------|-------------|------|
| SL-677 | Yellow | 6 | 26.0 | 50.0 | 18/2 | SJT | Box |
| SL-676 | Yellow | 6 | 18.0 | 25.0 | 18/2 | SJT | Box |

- Cool running 13w 10,000 hour rated bulb included
- Equivalent to 75w incandescent bulb w/natural daylight illumination-7000 kelvin
- Clear polycarbonate top for spot-lighting
- High-impact lamp protector w/high-gloss reflector
- Ballast enclosed near plug end of cord
- Nylon-tipped hands-free hook

OSHA Compliant



Spot Work Light in Top

15w Fluorescent Work Light

| Part No. | Case Qty. | Case Wt (lbs.) | Cord Length (ft) | Cord Gauge | Cord Jacket | Pkg. |
|----------|-----------|----------------|------------------|------------|-------------|------|
| SL-623 | 4 | 14.0 | 25.0 | 18/2 | SJT | Box |

- 15w 7,000 hour rated bulb included- 5000 kelvin
- Extra long 17 in high-impact lamp protector w/high-gloss reflector
- Plastic hands-free hook on one end plus 2 metal hooks for hanging versatility





13w Angle Fluorescent Work Light w/Grounded Receptacle

| Part No. | Colour | Case Qty. | Case Wt (lbs.) | Cord Length (ft) | Cord Gauge | Cord Jacket | Pkg. |
|----------|--------|-----------|----------------|------------------|------------|-------------|------------------|
| SL-964 | Black | 6 | 19.0 | 25.0 | 16/3 | SJT | 4 Colour Wrapper |
| SL-904 | Yellow | 6 | 11.0 | 6.0 | 16/3 | SJT | 4 Colour Wrapper |

- Cool running 13w 10,000 hour rated bulb included
- Equivalent to 75w incandescent bulb w/natural daylight illumination-7000 kelvin
- Polarized plug with 12amp grounded receptacle
- High-impact lamp protector w/high-gloss reflector
- Clear chemical & UV resistant lamp protector
- Hands-free hook
- Rocker on/off switch



13w Angle Fluorescent Work Light

| Part No. | Colour | Case Qty. | Case Wt (lbs.) | Cord Length (ft) | Cord Gauge | Cord Jacket | Pkg. |
|----------|--------|-----------|----------------|------------------|------------|-------------|------------------|
| SL-563 | Black | 6 | 15.0 | 25.0 | 18/2 | SJT | 4 Colour Wrapper |
| SL-503 | Yellow | 6 | 10.0 | 6.0 | 18/2 | SJT | 4 Colour Wrapper |

- Cool running 13w 10,000 hour rated bulb included
- Equivalent to 75w incandescent bulb w/natural daylight illumination-7000 kelvin
- High-impact lamp protector w/high-gloss reflector
- Clear chemical & UV resistant lamp protector
- Hands-free hook
- Rocker on/off switch



12 Volt Fluorescent Emergency/Work Light

| Part No. | Colour | Case Qty. | Case Wt (lbs.) | Cord Length (ft) | Cord Gauge | Cord Jacket | Pkg. |
|----------|--------|-----------|----------------|------------------|------------|-------------|------------------|
| SL-512 | Yellow | 6 | 8.0 | 20.0 | 18/2 | SPT | 4 Colour Wrapper |

- 12v cigarette lighter adapter
- Emergency/work light runs from DC power outlet
- Cool running 13w 10,000 hour rated bulb included
- Equivalent to 75w incandescent bulb w/natural daylight illumination-7000 kelvin
- High-impact lamp protector w/high-gloss reflector
- Electronic ballast for instant no-flicker cold weather starts
- Rocker on/off switch
- Nylon-tipped hands-free hook



26w Double-Brite Fluorescent Light w/Grounded Receptacle on 50 ft Reel

| Part No. | Case Qty. | Case Wt (lbs.) | Cord Length (ft) | Cord Gauge | Cord Jacket | Pkg. |
|----------|-----------|----------------|------------------|------------|-------------|------|
| SL-8908 | 1 | 18.0 | 50.0 | 14/3 | SJTW | Box |

- 40% larger cord reel w/smooth glide rewind
- 2 cool running 13w 10,000 hour rated bulbs included
- Equivalent to 125w incandescent bulb w/natural daylight illumination-7000 kelvin
- 12amp grounded receptacle
- Resettable 13amp circuit breaker
- High-impact lamp protector w/high-gloss reflector
- Independent rocker on/off switches
- Engineered polymer housing
- Hands-free hook & magnetic clamp
- Mounting bracket included
- Adjustable cord stop

Magnetic Clamp

13w Fluorescent Light w/Spot Work Light & Grounded Receptacle on 50 ft Reel

| Part No. | Case Qty. | Case Wt (lbs.) | Cord Length (ft) | Cord Gauge | Cord Jacket | Pkg. |
|----------|-----------|----------------|------------------|------------|-------------|------|
| SL-8907 | 1 | 18.0 | 50.0 | 14/3 | SJTW | Box |

- 40% larger cord reel w/smooth glide rewind
- Cool running 13w 10,000 hour rated bulb included
- Equivalent to 75w incandescent bulb w/natural daylight illumination-7000 kelvin
- Polarized plug with 12amp grounded receptacle
- Resettable 13amp circuit breaker
- High-impact lamp protector w/high-gloss reflector
- Rocker on/off switch
- Nylon-tipped hands-free hook & magnetic clamp
- Engineered polymer housing
- Mounting bracket included
- Adjustable cord stop



Magnetic Clamp

26w Double-Brite Fluorescent Light w/Grounded Receptacle on 40 ft Metal Reel

| Part No. | Case Qty. | Case Wt (lbs.) | Cord Length (ft) | Cord Gauge | Cord Jacket | Pkg. |
|----------|-----------|----------------|------------------|------------|-------------|------|
| SL-875 | 4 | 46.0 | 40.0 | 16/3 | SJT | Box |

- Heavy-duty metal retractable reel
- 2 cool running 13w 10,000 hour rated bulbs included
- Equivalent to 125w incandescent bulb w/natural daylight illumination-7000 kelvin
- Polarized plug with 10amp grounded receptacle
- Clear chemical & UV resistant lamp protector
- High-impact lamp protector w/high-gloss reflector
- Independent rocker on/off switches
- Hands-free hook & magnetic clamp
- Mounting bracket included
- Adjustable cord stop



Magnetic Clamp

13w Fluorescent Light w/Spot Work Light & Grounded Receptacle on 40 ft Metal Reel

| Part No. | Case Qty. | Case Wt (lbs.) | Cord Length (ft) | Cord Gauge | Cord Jacket | Pkg. |
|----------|-----------|----------------|------------------|------------|-------------|--------------|
| SL-825 | 4 | 44.0 | 40.0 | 16/3 | SJT | 4 Colour Box |

- Heavy-duty metal retractable reel
- Cool running 13w 10,000 hour rated bulb included
- Equivalent to 75w incandescent bulb w/natural daylight illumination-7000 kelvin
- Polarized plug with 10amp grounded receptacle
- High-impact lamp protector w/high-gloss reflector
- Rocker on/off switch
- Nylon-tipped hands-free hook & magnetic clamp
- Mounting bracket included
- Adjustable cord stop



Magnetic Clamp

13w Fluorescent Work Light on 50 ft Metal Reel

| Part No. | Case Qty. | Case Wt (lbs.) | Cord Length (ft) | Cord Gauge | Cord Jacket | Pkg. |
|----------|-----------|----------------|------------------|------------|-------------|--------------|
| SL-826 | 4 | 39.0 | 50.0 | 18/2 | SVT | 4 Colour Box |

- Heavy-duty metal retractable reel
- Cool running 13w 10,000 hour rated bulb included
- Equivalent to 75w incandescent bulb w/natural daylight illumination-7000 kelvin
- High-impact lamp protector w/high-gloss reflector
- Rocker on/off switch
- Polarized plug
- Nylon-tipped hands-free hook
- Mounting bracket included
- Adjustable cord stop



OSHA Compliant



13w Fluorescent Work Light on 50 ft Metal Reel

| Part No. | Case Qty. | Case Wt (lbs.) | Cord Length (ft) | Cord Gauge | Cord Jacket | Pkg. |
|----------|-----------|----------------|------------------|------------|-------------|--------------|
| SL-827 | 4 | 40.8 | 50.0 | 18/2 | SVT | 4 Colour Box |

- Heavy-duty metal retractable reel
- Cool running 13w 10,000 hour rated bulb included
- Equivalent to 75w incandescent bulb w/natural daylight illumination-7000 kelvin
- High-impact lamp protector w/high-gloss reflector
- Clear chemical resistant lamp protector
- Nylon-tipped hands-free hook
- Mounting bracket included
- Adjustable cord stop
- Ballast enclosed near plug end of cord
- Polarized plug



13w Fluorescent Angle Work Light on 40 ft Metal Reel w/Grounded Receptacle

| Part No. | Case Qty. | Case Wt (lbs.) | Cord Length (ft) | Cord Gauge | Cord Jacket | Pkg. |
|----------|-----------|----------------|------------------|------------|-------------|--------------|
| SL-821 | 4 | 42.0 | 40.0 | 16/3 | SJT | 4 Colour Box |

- Heavy-duty metal retractable reel
- Cool running 13w 10,000 hour rated bulb included
- Equivalent to 75w incandescent bulb w/natural daylight illumination-7000 kelvin
- High-impact lamp protector w/high-gloss reflector
- Durable push on/off switch
- Polarized plug with 10amp grounded receptacle
- Hands-free hook
- Mounting bracket included
- Adjustable cord stop



13w Fluorescent Work Light on 20 ft Retractable Reel

| Part No. | Case Qty. | Case Wt (lbs.) | Cord Length (ft) | Cord Gauge | Cord Jacket | Pkg. |
|----------|-----------|----------------|------------------|------------|-------------|--------------|
| SL-651 | 6 | 23.9 | 20.0 | 18/2 | SVT | 4 Colour Box |

- Impact resistant polyethylene retractable reel
- Cool running 13w 10,000 hour rated bulb included
- Equivalent to 75w incandescent bulb w/natural daylight illumination-7000 kelvin
- High-impact lamp protector w/high-gloss reflector
- Clear chemical resistant lamp protector
- Rocker on/off switch
- Polarized plug
- Nylon-tipped hands-free hook
- Mounting bracket included
- Adjustable cord stop

1000w Convertible Tripod Tower Halogen Work Light

| Part No. | Case Qty. | Case Wt (lbs.) | Cord Length (ft) | Cord Gauge | Cord Jacket | Pkg. |
|----------|-----------|----------------|------------------|------------|-------------|--------------|
| SL-1005 | 2 | 25.0 | 6.0 | 18/3 | SJTW | 4 Colour Box |

- Approx. 6 ft telescoping tripod w/adjustable leg for leveling on uneven surfaces
- Includes 2 x 500w halogen bulbs with spare bulb
- Removable light rack easily converts into a portable fixture
- Separate switches provide 2 light levels – 500w & 1000w of halogen light
- Tempered glass lens w/metal safety grill
- Durable powder coat finish



Removable light rack allows you to put light where you need it most

500w Single Head Convertible Tripod Halogen Work Light

| Part No. | Case Qty. | Case Wt (lbs.) | Cord Length (ft) | Cord Gauge | Cord Jacket | Pkg. |
|----------|-----------|----------------|------------------|------------|-------------|--------------|
| SL-1022 | 6 | 38.0 | 6.0 | 18/3 | SJTW | 4 Colour Box |

- 40 in telescoping convertible tripod
- Includes 500w halogen bulb
- Removable light rack easily converts into portable fixture
- Tempered glass lens w/metal safety grill
- Durable powder coat finish



Removable light rack allows you to put light where you need it most

500w Halogen Project Work Light

| Part No. | Case Qty. | Case Wt (lbs.) | Cord Length (ft) | Cord Gauge | Cord Jacket | Pkg. |
|----------|-----------|----------------|------------------|------------|-------------|--------------|
| SL-1002 | 6 | 22.0 | 3.0 | 18/3 | SJTW | 4 Colour Box |

- Tempered glass lens w/metal safety grill
- Foam grip "S" type handle
- Includes 500w halogen bulb with spare bulb
- Durable powder coat finish





Removable light rack allows you to put light where you need it most



750w Convertible Halogen Light Tower

| Part No. | Case Qty. | Case Wt (lbs.) | Cord Length (ft) | Cord Gauge | Cord Jacket | Pkg. |
|----------|-----------|----------------|------------------|------------|-------------|--------------|
| SL-1075 | 1 | 23.0 | 10.0 | 16/3 | SJTW | 4 Colour Box |

- Approx. 8 ft telescoping tripod w/adjustable leg for leveling on uneven surfaces
- Includes one 250w & one 500w halogen bulb with spare 500w bulb
- Removable light rack easily converts into a portable fixture
- Dual switches provide 3 light levels – 250w-500w-750w
- Tempered glass lens w/metal safety grill
- Durable powder coat finish



750w Halogen Project Work Light

| Part No. | Case Qty. | Case Wt (lbs.) | Cord Length (ft) | Cord Gauge | Cord Jacket | Pkg. |
|----------|-----------|----------------|------------------|------------|-------------|--------------|
| SL-1042 | 1 | 11.0 | 6.0 | 16/3 | SJTW | 4 Colour Box |

- Includes 250w & 500w halogen bulbs plus a spare 500w bulb
- Dual switch provides 3 light levels – 250w-500w-750w of halogen light
- Largest housing for maximum durability and widest base for tip-over stability
- Tempered glass lens w/metal safety grill
- Durable powder coat finish



Removable light rack allows you to put light where you need it most



1200w Convertible Tripod Tower Halogen Work Light

| Part No. | Case Qty. | Case Wt (lbs.) | Cord Length (ft) | Cord Gauge | Cord Jacket | Pkg. |
|----------|-----------|----------------|------------------|------------|-------------|--------------|
| SL-1062 | 2 | 52.0 | 8.0 | 18/3 | SJTW | 4 Colour Box |

- 7 ft telescoping tripod w/adjustable leg for leveling on uneven surfaces
- Includes 4 x 300w halogen bulbs with spare bulb
- Removable light rack easily converts into a portable fixture
- Dual switches provide 4 light levels – 300w-600w-900w-1200w of halogen light
- Tempered glass lens w/metal safety grill
- Durable powder coat finish



600w Halogen Project Work Light

| Part No. | Case Qty. | Case Wt (lbs.) | Cord Length (ft) | Cord Gauge | Cord Jacket | Pkg. |
|----------|-----------|----------------|------------------|------------|-------------|--------------|
| SL-1032 | 2 | 16.0 | 6.0 | 18/3 | SJTW | 4 Colour Box |

- Includes 2 x 300w halogen bulbs plus a spare
- Dual switch provides 2 light levels – 300w-600w of halogen light
- Larger housing for durability and wider base for tip-over stability
- Tempered glass lens w/metal safety grill
- Durable powder coat finish

1000w Convertible Halogen Light Tower

| Part No. | Case Qty. | Case Wt (lbs.) | Cord Length (ft) | Cord Gauge | Cord Jacket | Pkg. |
|----------|-----------|----------------|------------------|------------|-------------|--------------|
| SL-1006 | 2 | 44.0 | 6.0 | 18/3 | SJTW | 4 Colour Box |

- 8 ft telescoping tripod w/adjustable leg for leveling on uneven surfaces
- Includes 2 x 500w halogen bulbs with spare bulb
- Separate switches provide 2 light levels – 500w & 1000w of halogen light
- Tempered glass lens w/metal safety grill
- Removable light rack easily converts into a portable fixture
- Spare bulb in protective bulb holder
- Extra-wide tubing
- Unique stabilizing head bracket



Removable light rack allows you to put light where you need it most

500w Halogen Work Light

| Part No. | Case Qty. | Case Wt (lbs.) | Cord Length (ft) | Cord Gauge | Cord Jacket | Pkg. |
|----------|-----------|----------------|------------------|------------|-------------|--------------|
| SL-1003 | 4 | 20.0 | 5.0 | 18/3 | SJTW | 4 Colour Box |

- Includes 500w halogen bulb with spare bulb
- Tempered glass lens w/metal safety grill
- Closed "V" handle for non-slip grip
- Larger housing for durability and wider base for tip-over stability
- Durable powder coat finish
- Spare bulb in protective bulb holder



500w Convertible Tripod Halogen Work Light in Molded Case

| Part No. | Case Qty. | Case Wt (lbs.) | Cord Length (ft) | Cord Gauge | Cord Jacket | Pkg. |
|----------|-----------|----------------|------------------|------------|-------------|----------------------|
| SL-2250C | 2 | 33.0 | 6.0 | 18/3 | SJTW | Molded Case w/Sleeve |

- 40 in telescoping convertible tripod
- Includes 2 x 250w halogen bulbs plus two spare bulbs
- 4 light levels – 125w-250w-375w-500w of halogen light
- Removable light rack easily converts into a portable fixture
- Tempered glass lens w/metal safety grill
- Includes convenient molded storage case



Removable light rack allows you to put light where you need it most

1500w Convertible Tripod Tower Halogen Work Light

| Part No. | Case Qty. | Case Wt (lbs.) | Cord Length (ft) | Cord Gauge | Cord Jacket | Pkg. |
|----------|-----------|----------------|------------------|------------|-------------|--------------|
| SL-1082 | 1 | 30.0 | 10.0 | 16/3 | SJTW | 4 Colour Box |

- Approx. 8 ft telescoping tripod w/adjustable leg for leveling on uneven surfaces
- Includes 2 x 250w & 2 x 500w halogen bulbs with spare 500w bulb
- Removable light rack easily converts into a portable fixture
- Dual switches provide 6 light levels – 250w-500w-750w-1000w-1250w-1500w
- Tempered glass lens w/metal safety grill
- Durable powder coat finish



Removable light rack allows you to put light where you need it most



5 1/2 in Clamp Light w/Aluminum Reflector

| Part No. | Case Qty. | Case Wt (lbs.) | Cord Length (ft) | Cord Gauge | Cord Jacket | Pkg. |
|------------|-----------|----------------|------------------|------------|-------------|---------------------|
| SL-201PDQ6 | 6 | 5.0 | 6.0 | 18/2 | SPT | Counter Top Display |

- Spring steel clamp w/scratch resistant vinyl sleeve
- Rated at up to 75w incandescent (bulb not included)
- Adjustable ball joint for easy positioning
- Energy saving durable on/off switch



8 1/2 in Clamp Light w/Aluminum Reflector

| Part No. | Case Qty. | Case Wt (lbs.) | Cord Length (ft) | Cord Gauge | Cord Jacket | Pkg. |
|------------|-----------|----------------|------------------|------------|-------------|---------------------|
| SL-300N4 | 4 | 4.0 | 6.0 | 18/2 | SPT | 4 Colour Box |
| SL-300PDQ6 | 6 | 6.0 | 6.0 | 18/2 | SPT | Counter Top Display |

- Spring steel clamp w/scratch resistant vinyl sleeve
- Rated at up to 150w incandescent (bulb not included)
- Adjustable ball joint for easy positioning
- Energy saving durable on/off switch



8 1/2 in Clamp Light w/Aluminum Reflector w/Grip-Tite Super Clamp

| Part No. | Case Qty. | Case Wt (lbs.) | Cord Length (ft) | Cord Gauge | Cord Jacket | Pkg. |
|----------|-----------|----------------|------------------|------------|-------------|--------------|
| SL-301 | 4 | 9.0 | 6.0 | 18/2 | SPT | 4 Colour Box |

- Heavy-duty spring clamp w/scratch resistant vinyl sleeve
- Rated at up to 150w incandescent (bulb not included)
- Adjustable ball joint for easy positioning
- Energy saving durable on/off switch



10 1/2 in Clamp Light w/Aluminum Reflector

| Part No. | Case Qty. | Case Wt (lbs.) | Cord Length (ft) | Cord Gauge | Cord Jacket | Pkg. |
|----------|-----------|----------------|------------------|------------|-------------|--------------|
| SL-310B4 | 4 | 7.0 | 6.0 | 18/2 | SPT | 4 Colour Box |

- Lights 50% more area than standard 8 1/2 in clamp light
- Rated at up to 200w incandescent (bulb not included)
- Spring clamp w/scratch resistant vinyl sleeve
- Adjustable ball joint for easy positioning
- Energy saving durable on/off switch



10 1/2 in Clamp Light w/Aluminum Reflector w/Grip-Tite Super Clamp

| Part No. | Case Qty. | Case Wt (lbs.) | Cord Length (ft) | Cord Gauge | Cord Jacket | Pkg. |
|----------|-----------|----------------|------------------|------------|-------------|--------------|
| SL-311B4 | 4 | 10.0 | 6.0 | 18/2 | SPT | 4 Colour Box |

- Lights 50% more area than standard 8 1/2 in clamp light
- Rated at up to 200w incandescent (bulb not included)
- Heavy-duty spring clamp w/scratch resistant vinyl sleeve
- Adjustable ball joint for easy positioning
- Energy saving durable on/off switch

10½ in Brooder Clamp Light w/Porcelain Ceramic Socket

| Part No. | Case Qty. | Case Wt (lbs.) | Cord Length (ft) | Cord Gauge | Cord Jacket | Pkg. |
|----------|-----------|----------------|------------------|------------|-------------|--------------|
| SL-302B3 | 3 | 6.0 | 6.0 | 18/2 | SJT | 4 Colour Box |

- Lights 50% more area than standard 8½ in clamp light
- Heat resistant porcelain socket
- Rated at up to a 300w incandescent bulb (bulb not included)
- Adjustable ball joint for easy positioning
- Spring steel clamp w/scratch resistant vinyl sleeve



Metal Shield Incandescent Utility Light w/16 Gauge Cord & Grounded Receptacle

| Part No. | Case Qty. | Case Wt (lbs.) | Cord Length (ft) | Cord Gauge | Cord Jacket | Pkg. |
|----------|-----------|----------------|------------------|------------|-------------|------------------|
| SL-426A | 6 | 27.0 | 50.0 | 16/3 | SJT | 4 Colour Wrapper |
| SL-425A | 6 | 15.0 | 25.0 | 16/3 | SJT | 4 Colour Wrapper |

- Galvanized metal lamp shield w/rubber tipped hands-free hook
- Polarized plug with 12amp grounded receptacle
- Heavy-duty cord
- Up to 75w incandescent (bulb not included)
- Durable push on/off switch



Grounded Receptacle



Metal Shield Incandescent Utility Light w/18 Gauge Cord

| Part No. | Case Qty. | Case Wt (lbs.) | Cord Length (ft) | Cord Gauge | Cord Jacket | Pkg. |
|----------|-----------|----------------|------------------|------------|-------------|------------------|
| SL-426 | 6 | 24.0 | 50.0 | 18/3 | SJT | 4 Colour Wrapper |
| SL-425 | 6 | 14.0 | 25.0 | 18/3 | SJT | 4 Colour Wrapper |

- Galvanized metal lamp shield w/rubber tipped hands-free hook
- Up to 75w incandescent (bulb not included)
- Durable push on/off switch



Non-Metallic Incandescent Utility Light

| Part No. | Case Qty. | Case Wt (lbs.) | Cord Length (ft) | Cord Gauge | Cord Jacket | Pkg. |
|----------|-----------|----------------|------------------|------------|-------------|------------------|
| SL-421 | 6 | 11.0 | 25.0 | 18/2 | SJT | 4 Colour Wrapper |
| SL-406 | 6 | 5.0 | 6.0 | 18/2 | SJT | 4 Colour Wrapper |

- High temp resistant plastic guard with hands-free hook
- Black polypropylene handle
- Durable push on/off switch





Non-Metallic 12 Volt Light w/Battery Clips

| Part No. | Case Qty. | Case Wt (lbs.) | Cord Length (ft) | Cord Gauge | Cord Jacket | Pkg. |
|----------|-----------|----------------|------------------|------------|-------------|------------------|
| SL-412 | 6 | 8.0 | 20.0 | 18/2 | SPT | 4 Colour Wrapper |

- Plastic lamp guard w/swivel hands-free hook
- 50w "rough service" incandescent bulb included
- Alligator clips
- Durable push on/off switch



Metal Shield Incandescent Utility Light w/Grounded Receptacle on 40 ft Metal Reel

| Part No. | Case Qty. | Case Wt (lbs.) | Cord Length (ft) | Cord Gauge | Cord Jacket | Pkg. |
|----------|-----------|----------------|------------------|------------|-------------|------|
| SL-840 | 4 | 41.0 | 40.0 | 16/3 | SJT | Box |

- Heavy-duty metal retractable reel
- Galvanized metal lamp shield w/rubber tipped hands-free hook
- Polarized plug with 10amp grounded receptacle
- Durable push on/off switch
- Up to 75w incandescent (bulb not included)
- Mounting bracket included
- Adjustable cord stop



Metal Shield Incandescent Utility Light on 50 ft Metal Reel

| Part No. | Case Qty. | Case Wt (lbs.) | Cord Length (ft) | Cord Gauge | Cord Jacket | Pkg. |
|----------|-----------|----------------|------------------|------------|-------------|------|
| SL-851 | 4 | 39.0 | 50.0 | 18/3 | SVT | Box |

- Heavy-duty metal retractable reel
- Galvanized metal lamp shield w/rubber tipped hands-free hook
- Durable push on/off switch
- Up to 75w incandescent (bulb not included)
- Mounting bracket included
- Adjustable cord stop



Metal Shield Incandescent Utility Light w/Grounded Receptacle on 20 ft Retractable Reel

| Part No. | Case Qty. | Case Wt (lbs.) | Cord Length (ft) | Cord Gauge | Cord Jacket | Pkg. |
|----------|-----------|----------------|------------------|------------|-------------|------|
| SL-450 | 6 | 24.0 | 20.0 | 18/3 | SVT | Box |

- Impact resistant engineered polymer reel housing
- Galvanized metal lamp shield w/rubber tipped hands-free hook
- Polarized plug with 7amp grounded receptacle
- 7amp resettable circuit breaker
- Adjustable cord stop
- Durable push on/off switch
- Up to 75w incandescent (bulb not included)

100 ft Indoor/Outdoor Contractor Grade Non-Metallic String Light (10 Lights)

| Part No. | Case Qty. | Case Wt (lbs.) | Cord Length (ft) | Cord Gauge | Cord Jacket | Pkg. |
|----------|-----------|----------------|------------------|------------|------------------|--------------|
| SL-7308 | 1 | 26.0 | 100.0 | 12/3 | SJTW – 15A Rated | 1 Colour Box |



OSHA Compliant



100 ft Indoor/Outdoor Non-Metallic String Light (10 Lights)

| Part No. | Case Qty. | Case Wt (lbs.) | Cord Length (ft) | Cord Gauge | Cord Jacket | Pkg. |
|----------|-----------|----------------|------------------|------------|------------------|--------------|
| SL-7408 | 1 | 20.0 | 100.0 | 14/2 | SJTW – 15A Rated | 1 Colour Box |



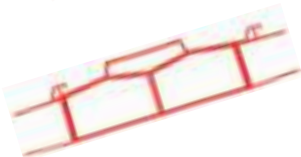
OSHA Compliant





Carry Strap

| Part No. | Strap Length | Cord Storage | Case Qty. | Case Wt (lbs.) | Pkg. |
|----------|--------------|--------------|-----------|----------------|------------------|
| K-175 | 14 in | 100 ft 14/3 | 30 | 5.4 | 4 Colour Wrapper |
| K-178 | 22 in | 150 ft 16/3 | 12 | 3.4 | 4 Colour Wrapper |



Cord Wrap

| Part No. | Cord Storage | Case Qty. | Case Wt (lbs.) | Pkg. |
|----------|--------------|-----------|----------------|------------------|
| K-150 | 150 ft 16/3 | 24 | 6.0 | 4 Colour Wrapper |



Heavy-Duty Reel

| Part No. | Cord Storage | Case Qty. | Case Wt (lbs.) | Pkg. |
|----------|---|-----------|----------------|------------------|
| KW-110 | 100 ft 16/3 • 100 ft 14/3 • 50 ft 12/3 | 6 | 7.6 | 4 Colour Wrapper |
| KW-130 | 150 ft 16/3 • 125 ft 14/3 • 100 ft 12/3 | 6 | 8.3 | 4 Colour Wrapper |



Crank Operated Reel w/Stand

| Part No. | Cord Storage | Case Qty. | Case Wt (lbs.) | Pkg. |
|----------|---|-----------|----------------|------------------|
| K-100 | 150 ft 16/3 • 125 ft 14/3 • 100 ft 12/3 | 6 | 10.4 | 4 Colour Wrapper |



Add-A-Cord Quad Tap Cord Reel w/Circuit Breaker

| Part No. | Cord Storage | Case Qty. | Case Wt (lbs.) | Pkg. |
|------------|--|-----------|----------------|------------------|
| SL-2000PDQ | 100 ft 16/3 • 100 ft 14/3 • 75 ft 12/3 | 4 | 14.6 | 4 Colour Wrapper |

- Four outlet polarized reel works with almost any single-tap extension cord
- Brings the power to the work site
- Impact resistant polypropylene hand-wind reel
- Polarized plug with 4 grounded receptacles
- Resettable 15amp circuit breaker
- Durable steel stand w/grip handle



Quad Tap Cord Reel w/25 ft Cord

| Part No. | Case Qty. | Case Wt (lbs.) | Cord Length (ft) | Cord Gauge | Cord Jacket | Pkg. |
|----------|-----------|----------------|------------------|------------|-------------|------------------|
| SL-755 | 4 | 14.6 | 25.0 | 16/3 | SJT | 4 Colour Wrapper |

- Impact resistant polypropylene hand-wind reel
- Polarized plug with four grounded receptacles
- Resettable 10amp circuit breaker



10amp Heavy-Duty 30 ft Triple-Tap Retractable Reel

| Part No. | Case Qty. | Case Wt (lbs.) | Cord Length (ft) | Cord Gauge | Cord Jacket | Pkg. |
|----------|-----------|----------------|------------------|------------|-------------|------|
| SL-800 | 4 | 33.0 | 30.0 | 16/3 | SJT | Box |

- Heavy-duty metal retractable reel
- Polarized plug w/three grounded receptacles
- Mounting bracket included
- Adjustable cord stop
- LED power status light

• **With Power Status Light**



13 amp 30 ft Triple-Tap Retractable Reel

| Part No. | Case Qty. | Case Wt (lbs.) | Cord Length (ft) | Cord Gauge | Cord Jacket | Pkg. |
|----------|-----------|----------------|------------------|------------|-------------|------|
| SL-801 | 4 | 36.6 | 30.0 | 14/3 | SJT | Box |

- Heavy-duty metal retractable reel
- Polarized plug with three 13amp grounded receptacles
- Mounting bracket included
- Adjustable cord stop
- LED power status light

• **With Power Status Light**



13 amp 50 ft Triple-Tap Retractable Reel

| Part No. | Case Qty. | Case Wt (lbs.) | Cord Length (ft) | Cord Gauge | Cord Jacket | Pkg. |
|----------|-----------|----------------|------------------|------------|-------------|------|
| SL-8903 | 1 | 16.7 | 50.0 | 14/3 | SJT | Box |

- 40% larger cord reel w/smooth glide rewind
- Polarized plug with three 13amp grounded receptacles
- Resettable 13amp circuit breaker
- LED power status light
- Engineered polymer housing
- Mounting bracket included
- Adjustable cord stop

• **With Power Status Light**



15 amp Quad-Tap Retractable Reel

| Part No. | Case Qty. | Case Wt (lbs.) | Cord Length (ft) | Cord Gauge | Cord Jacket | Pkg. |
|------------|-----------|----------------|------------------|------------|-------------|------|
| SL-8904 | 1 | 18.4 | 50.0 | 12/3 | SJT | Box |
| SL-8904-40 | 1 | 17.5 | 40.0 | 12/3 | SJT | Box |

- 40% larger cord reel w/smooth glide rewind
- Polarized plug with four 15amp grounded receptacles
- Resettable 15amp circuit breaker
- LED power status light
- Engineered polymer housing
- Mounting bracket included
- Adjustable cord stop
- Heavy-duty 12/3 cord

• **With Power Status Light**



15 amp 50 ft Quad-Tap Retractable Reel (All-Weather)

| Part No. | Case Qty. | Case Wt (lbs.) | Cord Length (ft) | Cord Gauge | Cord Jacket | Pkg. |
|----------|-----------|----------------|------------------|------------|-------------|------|
| SL-8906 | 1 | 18.4 | 50.0 | 12/3 | SJEOW | Box |

- 50' of 12/3 SJEOW cord
- More flexible, oil-resistant, all weather cord jacket
- Will stay flexible even in cold weather (down to 0 degrees F)
- Smooth glide retractable reel with a stronger spring for improved cord retraction
- Polymer housing
- Adjustable cord stop
- Polarized plug with 4 outlet block
- LED power indicator
- Resettable 15 amp circuit breaker
- Includes hardware and bracket for mounting to the wall or ceiling

• **With Power Status Light**



OSHA Compliant



Contractor Grade Single-Tap Lighted End Extension Cords

| Part No. | Case Qty. | Case Wt (lbs.) | Cord Length (ft) | Cord Gauge | Cord Jacket | Pkg. |
|----------|-----------|----------------|------------------|------------|------------------|------------------|
| SL-752L | 12 | 30.5 | 25.0 | 14/3 | SJTW – 15A Rated | 4 Colour Wrapper |
| SL-753L | 6 | 30.0 | 50.0 | 14/3 | SJTW – 15A Rated | 4 Colour Wrapper |
| SL-754L | 6 | 57.0 | 100.0 | 14/3 | SJTW – 13A Rated | 4 Colour Wrapper |
| SL-757L | 4 | 14.1 | 25.0 | 12/3 | SJTW – 15A Rated | 4 Colour Wrapper |
| SL-758L | 2 | 14.2 | 50.0 | 12/3 | SJTW – 15A Rated | 4 Colour Wrapper |
| SL-759L | 2 | 27.2 | 100.0 | 12/3 | SJTW – 15A Rated | 4 Colour Wrapper |
| SL-773L | 2 | 23.7 | 50.0 | 10/3 | SJTW – 15A Rated | 4 Colour Wrapper |
| SL-774L | 1 | 23.0 | 100.0 | 10/3 | SJTW – 15A Rated | 4 Colour Wrapper |

OSHA Compliant



Contractor Grade Triple-Tap Lighted End Extension Cords

| Part No. | Case Qty. | Case Wt (lbs.) | Cord Length (ft) | Cord Gauge | Cord Jacket | Pkg. |
|----------|-----------|----------------|------------------|------------|------------------|------------------|
| SL-735L | 6 | 7.6 | 6.0 | 12/3 | SJTW – 15A Rated | 4 Colour Wrapper |
| SL-740L | 12 | 33.8 | 25.0 | 14/3 | SJTW – 15A Rated | 4 Colour Wrapper |
| SL-741L | 6 | 41.2 | 50.0 | 14/3 | SJTW – 15A Rated | 4 Colour Wrapper |
| SL-745L | 6 | 59.0 | 100.0 | 14/3 | SJTW – 13A Rated | 4 Colour Wrapper |
| SL-746L | 4 | 15.2 | 25.0 | 12/3 | SJTW – 15A Rated | 4 Colour Wrapper |
| SL-747L | 2 | 14.7 | 50.0 | 12/3 | SJTW – 15A Rated | 4 Colour Wrapper |
| SL-748L | 2 | 25.8 | 100.0 | 12/3 | SJTW – 15A Rated | 4 Colour Wrapper |


OSHA Compliant



Contractor Grade Single-Tap Non-Lighted End Extension Cords

| Part No. | Case Qty. | Case Wt (lbs.) | Cord Length (ft) | Cord Gauge | Cord Jacket | Pkg. |
|----------|-----------|----------------|------------------|------------|------------------|------------------|
| SL-725 | 18 | 35.0 | 25.0 | 16/3 | SJTW – 13A Rated | 4 Colour Wrapper |
| SL-750 | 12 | 46.5 | 50.0 | 16/3 | SJTW – 13A Rated | 4 Colour Wrapper |
| SL-751 | 6 | 44.5 | 100.0 | 16/3 | SJTW – 10A Rated | 4 Colour Wrapper |

OSHA Compliant



Contractor Grade Triple-Tap Non-Lighted End Extension Cords

| Part No. | Case Qty. | Case Wt (lbs.) | Cord Length (ft) | Cord Gauge | Cord Jacket | Pkg. |
|----------|-----------|----------------|------------------|------------|-------------------|------------------|
| SL-763 | 12 | 8.6 | 6.5 ft / 2M | 16/3 | SJTW – 13A Rated | 4 Colour Wrapper |
| SL-764 | 12 | 11.6 | 9.8 ft / 3M | 16/3 | SJTW – 13A Rated | 4 Colour Wrapper |
| SL-767 | 6 | 8.6 | 16.4 ft / 5M | 16/3 | SJTW – 13A Rated | 4 Colour Wrapper |
| SL-768 | 6 | 9.4 | 16.4 ft / 5M | 16/3 | SJEOW – 13A Rated | 4 Colour Wrapper |

Contractor Grade Single-Tap All Season w/Lighted End

| Part No. | Case Qty. | Case Wt (lbs.) | Cord Length (ft) | Cord Gauge | Cord Jacket | Pkg. |
|----------|-----------|----------------|------------------|------------|-------------------|------------------|
| SL-990 | 18 | 34.0 | 25.0 | 16/3 | SJEOW – 13A Rated | 4 Colour Wrapper |
| SL-991 | 12 | 41.7 | 50.0 | 16/3 | SJEOW – 13A Rated | 4 Colour Wrapper |
| SL-992 | 6 | 44.3 | 100.0 | 16/3 | SJEOW – 10A Rated | 4 Colour Wrapper |
| SL-993 | 12 | 29.0 | 25.0 | 14/3 | SJEOW – 15A Rated | 4 Colour Wrapper |
| SL-994 | 6 | 29.6 | 50.0 | 14/3 | SJEOW – 15A Rated | 4 Colour Wrapper |
| SL-995 | 6 | 57.0 | 100.0 | 14/3 | SJEOW – 13A Rated | 4 Colour Wrapper |
| SL-996 | 4 | 14.6 | 25.0 | 12/3 | SJEOW – 15A Rated | 4 Colour Wrapper |
| SL-997 | 2 | 13.5 | 50.0 | 12/3 | SJEOW – 15A Rated | 4 Colour Wrapper |
| SL-998 | 2 | 26.7 | 100.0 | 12/3 | SJEOW – 15A Rated | 4 Colour Wrapper |

- Single-tap
- High visibility lighted end
- Flexible to -60° F

OSHA Compliant



Temp rating 105°C



Contractor Grade Triple-Tap All Season w/Lighted End

| Part No. | Case Qty. | Case Wt (lbs.) | Cord Length (ft) | Cord Gauge | Cord Jacket | Pkg. |
|----------|-----------|----------------|------------------|------------|-------------------|------------------|
| SL-9102 | 6 | 4.4 | 2.0 | 12/3 | SJEOW – 15A Rated | 4 Colour Wrapper |
| SL-9104 | 6 | 22.0 | 25.0 | 12/3 | SJEOW – 15A Rated | 4 Colour Wrapper |
| SL-9106 | 6 | 41.4 | 50.0 | 12/3 | SJEOW – 15A Rated | 4 Colour Wrapper |
| SL-9108 | 2 | 26.0 | 100.0 | 12/3 | SJEOW – 15A Rated | 4 Colour Wrapper |

- Single-tap
- High visibility lighted end
- Flexible to -60° F

OSHA Compliant



Temp rating 105°C





LBC-600SDL

Light Bulb Changer Kits with 11' Steel Poles

| Techspan Part No. | UPC | Package Type | CS Qty. | CS WT | Case L x W x H |
|---|---------------------------------|---------------|---------|-------|----------------|
| LBC-600SDL | 0 17398 45006 5 | Floor Display | 8 | 21 | 17 x 15 x 59 |
| LBC-600SDL | 4 piece light bulb changing kit | | | | |
| Includes attachments to change standard incandescent bulbs, floodlights, and recessed bulbs plus a steel pole that extends from 52" to 11'. | | | | | |
| LBC-600SDL | 0 17398 45006 5 | Floor Display | 8 | 21 | 17 x 15 x 59 |
| LBC-600SDL | 5 piece light bulb changing kit | | | | |
| Includes attachments to change standard incandescent bulbs, floodlights, and recessed bulbs plus a steel pole that extends from 52" to 11' Also includes BONUS duster. | | | | | |
| LBC-600SDLB | 0 17398 45009 6 | Floor Display | 8 | 22 | 17 x 15 x 59 |
| LBC-600SDLB | 6 piece light bulb changing kit | | | | |
| Includes attachments to change standard incandescent bulbs, floodlights, and recessed bulbs plus a steel pole that extends from 52" to 11' Also includes BONUS broken bulb changers for standard incandescent and candelabra bulbs. | | | | | |



LBC-600SDLBD

| Techspan Part No. | UPC | Package Type | CS Qty. | CS WT | Case L x W x H |
|---|---------------------------------|---------------|---------|-------|----------------|
| LBC-600SDLBD | 0 17398 45009 6 | Floor Display | 8 | 24 | 17 x 15 x 59 |
| LBC-600SDLBD | 7 piece light bulb changing kit | | | | |
| Includes attachments to change standard incandescent bulbs, floodlights, and recessed bulbs plus a steel pole that extends from 52" to 11' Also includes BONUS duster and broken bulb changers. | | | | | |



LBC-1000

Industrial Light Bulb Changer Kit with 11' Steel Pole

| Techspan Part No. | UPC | Package Type | CS Qty. | CS WT | Case L x W x H |
|---|---|--------------|---------|-------|----------------|
| LBC-1000 | 0 17398 45011 9 | Box | 1 | 3 | 52 x 9 x 6 |
| LBC-1000 | 4 piece light bulb changing catalog kit | | | | |
| Includes attachments to change standard incandescent bulbs, floodlights, and recessed bulbs plus a steel pole that extends from 52" to 11'. | | | | | |

Light Bulb Changers

Poles

| Techspan Part No. | UPC | Package Type | CS Qty. | CS WT | Case L x W x H |
|--------------------------|-----------------|--------------|---------|-------|----------------|
| LBC-506 | 0 17398 45005 8 | Box | 6 | 14 | 53 x 8 x 6 |
| LBC-506 | Steel pole | | | | |
| Extends from 52" to 11'. | | | | | |



LBC-506

Accessories

| Techspan Part No. | UPC | Package Type | CS Qty. | CS WT | Case L x W x H |
|--|--|--------------|---------|-------|----------------|
| LBC-100 | 0 17398 45001 0 | Clamshell | 6 | 2 | 16 x 9 x 6 |
| LBC-100 | Standard incandescent and compact fluorescent bulb changer | | | | |
| LBC-200 | 0 17398 45002 7 | Clamshell | 6 | 2 | 26 x 10 x 7 |
| LBC-200 | Floodlight bulb changer | | | | |
| LBC-300 | 0 17398 45003 4 | Clamshell | 6 | 2 | 10 x 10 x 8 |
| LBC-300 | Mercury vapor bulb changer | | | | |
| LBC-400 | 0 17398 45004 1 | Clamshell | 6 | 1 | 16 x 6 x 8 |
| LBC-400 | Recessed light bulb changer | | | | |
| LBC-800 | 0 17398 45021 8 | Clamshell | 6 | 2 | 9 x 6 x 8 |
| LBC-800 | Broken bulb changer | | | | |
| Broken bulb changer for standard incandescent and candelabra bulbs | | | | | |



LBC-100



LBC-200



LBC-300



LBC-800



LBC-400



Fluorescent Replacement Head for 18 Gauge Wire Applications



| Part No. | Case Qty. | Case Wt (lbs.) | Pkg. |
|----------|-----------|----------------|------|
| SL-150 | 6 | 8.2 | Box |

OSHA Compliant



Fluorescent Replacement Head for Ballasted Reels

| Part No. | Case Qty. | Case Wt (lbs.) | Pkg. |
|----------|-----------|----------------|------|
| SL-181 | 6 | 5.2 | Box |



Fluorescent Replacement Head

| Part No. | Case Qty. | Case Wt (lbs.) | Pkg. |
|----------|-----------|----------------|------|
| SL-200 | 6 | 8.8 | Box |



Replacement Head for 26w Double Brite Fluorescent Work Lights

| Part No. | Case Qty. | Case Wt (lbs.) | Pkg. |
|----------|-----------|----------------|------|
| SL-908H | 1 | 1.5 | Box |



Angle Fluorescent Replacement Head

| Part No. | Case Qty. | Case Wt (lbs.) | Pkg. |
|----------|-----------|----------------|------|
| SL-194 | 6 | 9.0 | Box |

LED Replacement Head for 18 Gauge Applications (Includes Magnetic Hook)

| Part No. | Case Qty. | Case Wt (lbs.) | Pkg. |
|----------|-----------|----------------|------|
| SL-260 | 6 | 8.2 | Box |



Replacement Tube Assembly for 900 Series Fluorescent Work Lights

| Part No. | Case Qty. | Case Wt (lbs.) | Pkg. |
|----------|-----------|----------------|---------------------------|
| SL-202 | 6 | 1.5 | Plastic Bag w/Header Card |



Replacement Tube Assembly for Fluorescent Work Lights

| Part No. | Case Qty. | Case Wt (lbs.) | Pkg. |
|----------|-----------|----------------|---------------------------|
| SL-202A | 6 | 2.2 | Plastic Bag w/Header Card |



Replacement Lens for 13w, 18w & 26w Grade Fluorescent Work Lights

| Part No. | Light Wattage | Case Qty. | Case Wt (lbs.) | Pkg. |
|----------|---------------|-----------|----------------|---------------------------|
| SL-904L | 13w | 6 | 0.8 | Plastic Bag w/Header Card |
| SL-908L | 26w | 6 | 1.6 | Plastic Bag w/Header Card |
| SL-918L | 18w | 6 | 1.8 | Plastic Bag w/Header Card |
| SL-926L | 26w | 6 | 3.6 | Plastic Bag w/Header Card |



SL-908L Shown

Replacement Non-Metallic Lamp Guard for Incandescent Work Lights & Reels

| Part No. | Case Qty. | Case Wt (lbs.) | Pkg. |
|----------|-----------|----------------|------|
| SL-105 | 12 | 3.0 | Box |



Replacement Double Hook for 13w Fluorescent Lights (500, 600, 900 Series)



| Part No. | Case Qty. | Case Wt (lbs.) | Pkg. |
|----------|-----------|----------------|------|
| SL-208 | 6 | 0.4 | Box |

Replacement Non-Metallic Lamp Guard for Incandescent String Lights



| Part No. | Case Qty. | Case Wt (lbs.) | Pkg. |
|----------|-----------|----------------|---------------------------|
| SL-166 | 20 | 5.6 | Plastic Bag w/Header Card |

Replacement Metallic Lamp Guard for Incandescent Work Lights & Reels



| Part No. | Case Qty. | Case Wt (lbs.) | Pkg. |
|----------|-----------|----------------|---------------------------|
| SL-100-6 | 6 | 2.4 | Plastic Bag w/Header Card |

Magnetic Clips for Work Lights



| Part No. | Case Qty. | Case Wt (lbs.) | Pkg. | Used With |
|----------|-----------|----------------|---------------------------|---|
| SL-203B | 6 | 5.4 | Plastic Bag w/Header Card | 13w Fluorescent Work Light |
| SL-203C | 6 | 3.8 | Plastic Bag w/Header Card | 18w & 26w Double Bulb Fluorescent Work Lights |
| SL-203D | 6 | 1.5 | Plastic Bag w/Header Card | LED Work Lights |

Replacement Handle and Switch Assembly for Incandescent Work Lights & Reels

| Part No. | Case Qty. | Case Wt (lbs.) | Pkg. |
|----------|-----------|----------------|---------------------------|
| SL-101A | 6 | 1.7 | Plastic Bag w/Header Card |



Replacement Handle and Reflector for Incandescent Work Lights

| Part No. | Case Qty. | Case Wt (lbs.) | Pkg. |
|----------|-----------|----------------|------|
| SL-204 | 6 | 5.2 | Box |



20amp Locking Nylon Female Replacement Receptacle

| Part No. | Case Qty. | Case Wt (lbs.) | Pkg. |
|----------|-----------|----------------|---------------------------|
| SL-165 | 10 | 4.2 | Plastic Bag w/Header Card |



Male Replacement Plug – 3 Wire

| Part No. | Case Qty. | Case Wt (lbs.) | Pkg. |
|----------|-----------|----------------|---------------------------|
| SL-151 | 6 | 1.0 | Plastic Bag w/Header Card |



Female Replacement Receptacle – 3 Wire

| Part No. | Case Qty. | Case Wt (lbs.) | Pkg. |
|----------|-----------|----------------|---------------------------|
| SL-152 | 6 | 1.4 | Plastic Bag w/Header Card |



3 to 2 Adapter

| Part No. | Case Qty. | Case Wt (lbs.) | Pkg. |
|----------|-----------|----------------|---------------------------|
| SL-153 | 6 | 0.6 | Plastic Bag w/Header Card |



Tri-Tap Adapter



| Part No. | Case Qty. | Case Wt (lbs.) | Pkg. |
|----------|-----------|----------------|---------------------------|
| SL-154 | 6 | 2.3 | Plastic Bag w/Header Card |

6-Way Outlet Strip / Surge Protector



| Part No. | Case Qty. | Case Wt (lbs.) | Cord Length (ft) | Cord Gauge | Cord Jacket | Pkg. |
|----------|-----------|----------------|------------------|------------|-------------|------|
| SL-736 | 10 | 11.0 | 4.5 | 14/3 | SJT | Box |

Fluorescent Work Light Bulb Replacements



| Part No. | Case Qty. | Case Wt (lbs.) | Pkg. | Watts | Used With |
|-----------|-----------|----------------|-----------|-------|---|
| SL-229PDQ | 12 | 1.5 | Clamshell | 9 | 18w Fluorescent Work Lights (120v) |
| SL-103PDQ | 12 | 1.6 | Clamshell | 13 | 13w Fluorescent Work Lights (120v) |
| SL-104PDQ | 12 | 1.6 | Clamshell | 26 | 26w Fluorescent Work Lights (120v) |
| SL-213PDQ | 12 | 1.5 | Clamshell | 13 | 13w Fluorescent 12v Fluorescent Work Lights |
| SL-223 | 6 | 1.5 | Box | 15 | 15w Fluorescent Work Lights (120v) |

Halogen Work Light Bulb Replacements



| Part No. | Case Qty. | Case Wt (lbs.) | Pkg. | Used With |
|-----------|-----------|----------------|-----------|--|
| SL-209PDQ | 12 | 1.1 | Clamshell | 500w Halogen Work Lights (Single Pack) |
| SL-217PDQ | 12 | 1.3 | Clamshell | 500w Halogen Work Lights (Twin Pack) |
| SL-225PDQ | 12 | 1.2 | Clamshell | 250w Halogen Work Lights (Twin Pack) |
| SL-230PDQ | 12 | 1.4 | Clamshell | 300w Halogen Work Lights (Twin Pack) |

Replacement Parts Guide

| Model Number | Bulb | Handle | Hook | Lamp Guard | Lamp Head | Lens | Magnet |
|---|------------------------|-----------|--------|------------|-----------|----------|-----------|
| SL-503, SL-563, SL-904, SL-964 | SL-103PDQ | | | | | SL-904L | SL-203B |
| SL-507, SL-520, SL-550 | SL-103PDQ | | SL-208 | | | SL-202 | SL-203B |
| SL-907, SL-935, SL-936, SL-920C | SL-103PDQ | | SL-208 | | | SL-202 | SL-203B |
| SL-676, SL-677 | SL-103PDQ | | SL-208 | | SL-181 | SL-202A | SL-203B |
| SL-918 | SL-229PDQ | | SL-218 | | | SL-918L | SL-203C |
| SL-623 | SL-223 | | | | | SL-623L | |
| SL-512 | | SL-213PDQ | | SL-208 | | SL-202 | SL-203B |
| SLR-9000CPDQ, SLR-9010 | SL-213PDQ | | SL-208 | | | | SL-203B |
| SLR-9014 | SL-213PDQ | | SL-208 | | | | SL-203B |
| SL-926, SL-976 | SL-104PDQ | | SL-218 | | | SL-926L | SL-203C |
| SL-908, SL-975 | SL-104PDQ | | | | | SL-908L | SL-203C |
| SL-412, SL-406, SL-421 | | | | SL-105 | | | |
| SL-425, SL-426, SL-425A, SL-426A | | | | SL-100-6 | | | |
| SL-450, SL-840 | | SL-101A | | SL-100-6 | SL-204 | | |
| SL-513 | SL-513-BULB | | | | | | |
| SL-851 | | | | SL-100-6 | | | |
| SL-651 | SL-103PDQ | | SL-208 | | SL-151 | SL-202 | SL-203B |
| SL-821 | SL-103PDQ | | | | SL-194 | SL-904L | SL-203B |
| SL-826 | SL-103PDQ | | SL-208 | | SL-150 | SL-202 | SL-203B |
| SL-825 | SL-103PDQ | | SL-208 | | SL-200 | SL-202 | SL-203B |
| SL-8907 | SL-103PDQ | | SL-208 | | SL-200 | SL-202 | SL-203B |
| SL-827 | SL-103PDQ | | SL-208 | | SL-181 | SL-202A | SL-203B |
| SL-818 | SL-229PDQ | | SL-218 | | | SL-918L | SL-203C |
| SL-875, SL-8908 | SL-104PDQ | | | | SL-908H | SL-908L | SL-203C |
| SL-1000 | SL-235 | | | | | | |
| SL-1002, SL-1005, SL-1022 | SL-209PDQ SL-217PDQ | | | | | SL-1002L | |
| SL-1032, SL-1062 | SL-230PDQ | | | | | SL-1006L | |
| SL-1042, SL-1075, SL-1082 | SL-225PDQ SL-209PDQ | | | | | SL-1082L | |
| SL-1003, SL-1006 | SL-209PDQ | | | | | SL-1006L | |
| SL-2250C | SL-225PDQ | | | | | | |
| SLR-2134 | | | | | | | 2134-HOOK |
| SLR-2166, SL-864, BA-2116, BAR-2030, SL-2125 | | | | | | | 2166-HOOK |
| SL-7308 | | | | SL-166 | | | |
| SL-864, SL-2112 | | | | | SL-260 | | 2166-HOOK |

Part Number Index



